

Chassis PE

Apollo 42

PXW 110-7616 REF

GBE4500

Elegance 50

PXW 130-9625 Dolby

GBE6600

Elegance 42

PXW 110-9625 Dolby

GBE6700


Xephia 42

PW 110-6606 Top

GBE8000

PXW 110-6616 REF

GBE8100



Zusätzlich erforderliche Unterlagen für den Komplettservice
Additionally required Service Documents for the Complete Service

**Service
Manual**

**Sicherheit
Safety**

Materialnr./Part No.
72010800001

**NUR FÜR INTERNEN GEBRAUCH
FOR INTERNAL USE ONLY**

Materialnummer/Part Number 720100506000

Änderungen vorbehalten/Subject to alteration

TCC 0506 HH • Prepared in Germany

<http://www.grundig.com>

Es gelten die Vorschriften und Sicherheitshinweise gemäß dem Service Manual "Sicherheit", Materialnummer 720108000001, sowie zusätzlich die eventuell abweichenden, landesspezifischen Vorschriften!



The regulations and safety instructions shall be valid as provided by the "Safety" Service Manual, part number 720108000001, as well as the respective national deviations.

Inhaltsverzeichnis

	Seite
Allgemeiner Teil	1-2...1-5
Allgemeine Hinweise	1-2
Technische Daten	1-3
Service- und Sonderfunktionen	1-4
 Platinenabbildungen und Schaltpläne	 2-1...2-42
Chassisplatte - HW1.190:	
– Spannungsversorgung	2-1
– HDMI & DVI-Eingang	2-3
– PC (VGA)-Eingang	2-4
– Video & Audio Ein-/Ausgang	2-5
– Tuner	2-7
– Audio - MSP	2-9
– Audio - Verstärker	2-11
– Video Decoder VPX 3226	2-13
– HDMI-Decoder SIL9021	2-14
– DDRAM	2-15
– Flash	2-16
– Scaler FLI8532	2-17
– Leiterplatte HW1.190R-3	2-20
Netzteil - LW6.194	2-32
Netzteil - ZZ7.194	2-34
IR-LED-Platte - BX8.193	2-37
Bedienplatte - HX3.191	2-37
Bedienplatte - PX5.193	2-38
Buchsenplatte - PX5.194	2-38
IC-Innenschaltpläne	2-39
 Ersatzteillisten	 3-1...3-9

Table of Contents

	Page
General Section	1-2...1-5
General Notes	1-2
Technical Data	1-3
Service and Special Functions	1-4
 Layout of PCBs and Circuit Diagrams	 2-1...2-42
Chassis Board - HW1.190:	
– Power Supply	2-1
– HDMI & DVI Input	2-3
– PC (VGA) Input	2-4
– Video & Audio Input/Output	2-5
– Tuner	2-7
– Audio - MSP	2-9
– Audio - Amplifier	2-11
– Video Decoder VPX 3226	2-13
– HDMI -Decoder - SIL9021	2-14
– DDRAM	2-15
– Flash	2-16
– Scaler FLI8532	2-17
– PCB HW1.190R-3	2-20
Power Supply - LW6.194	2-32
Power Supply - ZZ7.194	2-34
IR LED Board - BX8.193	2-37
Control Board - HX3.191	2-37
Control Board - PX5.193	2-38
Socket Board - PX5.194	2-38
IC Block Diagrams	2-39
 Spare Parts Lists	 3-1...3-9

Allgemeiner Teil

Allgemeine Hinweise

Achtung: ESD-Vorschriften beachten

Vor dem Öffnen des Gehäuses zuerst den Netzstecker ziehen!

Leitungsverlegung

Bevor Sie die Leitungen und insbesondere die Masseleitungen lösen, muss die Leitungsverlegung zu den einzelnen Baugruppen beachtet werden. Nach erfolgter Reparatur ist es notwendig, die Leitungsführung wieder in den werkseitigen Zustand zu versetzen um evtl. spätere Ausfälle oder Störungen zu vermeiden.

Messwerte und Oszillogramme

Bei den in den Schaltplänen und Oszillogrammen angegebenen Messwerten handelt es sich um Näherungswerte!

Displayvarianten

Je nach Verfügbarkeit werden Displays verschiedener Hersteller eingebaut. Dies führt zu unterschiedlichen Chassis-Bestückungen, sowie zu Änderungen in der Software. Bei Ersatzteilbestellungen und Software-Updates achten Sie bitte auf das eingebaute Display, sowie auf den "Product Code". Angaben dazu finden Sie auf der Geräterückseite. Sollte in der Ersatzteilliste eine Displayvariante nicht aufgeführt sein, wenden Sie sich bitte an die technische Hotline. Überprüfen Sie vor Austausch einer Chassisplatte, ob die Aufkleber der Chassisplatte identisch sind.



General Section

General Notes

Attention: Observe the ESD safety regulations

Before opening the cabinet disconnect the mains plug!

Wiring

Before disconnecting any leads and especially the earth connecting leads observe the way they are routed to the individual assemblies. On completion of the repairs the leads must be laid out as originally fitted at the factory to avoid later failures or disturbances.

Measured Values and Oscillograms

The measured values given in the circuit diagrams and oscillograms are approximates!

Display Variants

Depending on availability displays of different manufacturer are built in. This results in different chassis mountings as well as a different software. On spare parts orders as well as software updates take care of the fitted display as well as of the "Product Code". Therefore you can find information on the labels on the rear side. If a display variant is not mentioned in the spare parts list please contact the technical hotline. Before changing the chassis board please check whether the labels on the boards are identical.

Austausch von Speicher oder Chassisplatte

Bei Austausch der Speicher oder der Chassisplatte muss die zum Panel passende Software eingespielt werden. Anschließend müssen alle gerätespezifischen Parameter überprüft und gegebenenfalls eingestellt werden (siehe Service- und Sonderfunktionen).

Exchange of Software or Chassis

A software which corresponds with the panel must be programmed after changing the memory or the chassis. Afterwards all device-specific parameters must be checked and if necessary set up (see part Service and Special Functions).

Technische Daten / Technical Data

	Apollo 42 PXW 110-7616 REF <small>M7G</small>	Elegance 50 PXW 130-9625 Dolby <small>M7D</small>	Elegance 42 PXW 110-9625 Dolby <small>M7L</small>	Xephia 42 PW 110-6606 Top <small>M7J</small>	Xephia 42 PXW 110-6616 REF <small>M7H</small>
Order No.	G.BE 45-00	G.BE 66-00	G.BE 67-00	G.BE 68-00	G.BE 81-00
EAN	40 13833-60374 0	40 13833-60493 8	40 13833-60494 5	40 13833-60585 0	40 13833-60374 0
Color	silver/black	silver/black	silver/black	silver/black	silver/black
Remote control	TP 170 C	TP 170 C	TP 170 C	TP 170 C	TP 170 C
IM-Languages	D,F,I,NL,DK,N,S,FIN,E,P	D,F,I,NL,DK,N,S,FIN,E,P,PL,CZ,HR	D,F,I,NL,DK,N,S,FIN,E,P,PL,CZ,HR	D,GB,F,I,DK,N,S,FIN,E,P,PL,CZ,HR	D,GB,F,I,NL,E,P
Destination	D, CH, E, P, NL, Nordic, H, HR	D,CH,F,E,P,NL,Nordic,PL,HR,CZ,SI,ROW	D,CH,I,F,E,P,Nordic,HR,CZ,SI,ROW	D,CH,E,P,Nordic,PL,H,HR,SI,CZ,ROW	D, CH, I, F, P, NL, H, HR, SI, ROW
Display					
Panel	42" / 106cm Plasma-Display Panasonic (42HM8)	50" / 130cm Plasma-Display Panasonic (50HM8)	42" / 106cm Plasma-Display Panasonic (42HM8)	42" / 106cm Plasma-Display Panasonic (42HM8)	42" / 106cm Plasma-Display Panasonic (42HM8)
16:9 wide-screen format					
Response time (approx.)					
Brightness (approx.)	1000cd/m2	900cd/m2	1000cd/m2	1200cd/m2	1000cd/m2
Contrast ratio (approx.)		3000:1		4000:1	3000:1
Viewing angle (approx.)			160° vertical / 160° horizontal		
Physical display resolution	WXGA 1024 x 768	WXGA 1366 x 768	WXGA 1024 x 768	WVGA 852 x 480	WXGA 1024 x 768
PICTURE					
Digital Reference-Plus-Technology					
Digital Reference-Technology					
Motion Compensative Deinterlacing					
Motion Adaptive Deinterlacing					
Perfect View HD Reference					
Full HD					
Line Flicker Reduction					
Digital Color Transition Improv. (DCTI)					
Digital Combfilter			(3D)		
Digital Luminance Transition Improv. (DLTI)					
Picture Noise Reduction (DNR)					
Preset picture modes			user, natural, rich, soft		
Aspect ratios (Format switching)		Auto WSS (HF+Scart), 4:3/ 14:9 / 16:9 / L.box / SubT / Panorama / Zoom			
Blackline Detection					
PIP			2-Tuner PIP		
Multifold Tuner scan (Mosaic Picture)					
PAT: Split screen (PICTURE + TEXT)					
PAP: Double Window (PICTURE + PICTURE)					
P2AT: Double window + TXT					
POP: PICTURE on PICTURE					
Picture freezing					
Zoom with point function			Zoom shift by menu		
Auto 16:9 selection via Scart					
Sharpness control					
Blue Background					
CHASSIS					
TV-Chassis			PE		
Progressive					
Tuner			PLL frequency synthesizer tuning		
Keyboard	○	menu, ± programme, ± volume, AV/TV	○		menu, source, ± programme, ± volume
ELECTRONIC					
Stand by indicator			blue LED		
EPG (Electronic Programme Guide)					
Easy Dialog					
Megalogic					
Manual & autom. labeling of prog.					
Programmable off timer					
Programmable on timer					
Intelligent channel search (Zapping funct.)					
Programme Edit					
Intelligent Programme Switch					
Auto switch off					
Programme memory TV/AV (opt.)	99 / 8		99 / 6		99 / 8
Teletext/Fasttext/Toptext					
Teletext options	1500 pages		2000 pages	1000 pages	1500 pages
Childlock	○				
Menu languages OSD		22 languages, D, GB, F, I, E, P, NL, HR, RUS, GR, DK, S, FIN, N, TR, PL, CZ, SK, SLO, H, RO, BG			
SWAP (Recall function)					
Service mode					
Hotel mode					Simple hotel mode possible via service adjustment
TUNING					
Autom. Tuning System with country selection			full automatic sorting		
Frequency Based Auto Search					
Automatic Micro-search					
Automatic Programming					
Manual fine tuning					
Direct channel selection					
Direct frequency selection					
PAL/SECAM/BG/DK/I/L/L					
NTSC-Playback via Scart (3,58/4,43)					
Cable TV / Hyperband (S1-S41)					
AUDIO					
Mono/Stereo/Nicam					
AV Stereo					
Loudspeaker	2 wide band intern			2 wide band extern	
Virtual Dolby	○				○
Matched Sound Delay (Lip synchronous)					
Subwoofer					
Dynamic Bass					
DSP (Digital Sound Processor)					
Balance Adjustment					
AVL (Audio Volume Level)					
PIP listening via Headphone.jack					
Equalizer			7 Band		
Space Sound Effect					
Audio mode			cinema, music, sport, speech, user		
Audio amplifier	2 x 10 / 5 W (music/nominal)	2 x 24 / 12 W (music/nominal)		2 x 20 / 10 W (music/nominal)	
POWER SUPPLY / CABINET					
Power voltage			100-240V~, 50/60 Hz		
Power switch					
Integrated supply					
Plug-in AC adaptor					
Power consumption	330 W, standby < 2,5 W 106,8x72,5x10,5cm (24,5cm with stand) / 34,7kg	435 W, standby < 2,5 W 127,0x83,3x10,5cm (27,0cm with stand) / 56kg	330 W, standby < 2,5 W 108,9x65,3x10cm (24,3cm with stand) / 36,2kg	275 W, standby < 2,5 W 125,5x75x10cm (24,5cm with stand) / 43,4kg	330 W, standby < 2,5 W

	Apollo 42 PXW 110-7616 REF M7G	Elegance 50 PXW 130-9625 Dolby M7D	Elegance 42 PXW 110-9625 Dolby M6L	Xephia 42 PW 110-6606 Top M7J	Xephia 42 PXW 110-6616 REF M7H
FRONT PANEL CONNECTIONS					
Headphones		○			Stereo 3.5mm jack
Chinch-AV socket		○			3 x Cinch - Video in, Audio L/R
S-Video		○			Hosiden
REAR PANEL CONNECTIONS					
Euro-AV-Socket AV1					CVBS in-/output, RGB input
Euro-AV Socket AV2					CVBS in-/output
Euro-AV Socket AV3					○
S-Video		Hosiden		○	Hosiden
Camera-AV		3 x Cinch		○	3 x Cinch
Wireless					○
YUV input / progressive					Video in 3 x Cinch; Audio in 2 x Cinch
PC-input (Sub D 15)					Multisync WXGA
PC-Audio in					●
DVI					DVI-D
HDMI					●
HD ready including HDCP		DVI / HDMI		○	DVI / HDMI
Loudspeaker socket	○				2 x click fit 4 Ohm
Headphones					4 x click fit 4 Ohm
Video out					1 x Cinch
Audio out					2 x Cinch
Antenna for terrestrial reception					1 x Coaxial-socket for TV-tuner-in
DC-connector					○
Power supply plug					●

Service- und Sonderfunktionen

Tastenfunktionen

- i - Aufrufen des Service Menü
- Menü-Punkt aktivieren,
- Untermenü verlassen
- P+ / P- - Menü-Zeile (Menüpunkt) wählen
- ◀ / ▶ - Untermenü auswählen,
- Wert ändern

Service-Mode aktivieren

- Taste "i" auf der Fernbedienung drücken.
Menü wird eingeblendet.
- Service Nummer "8500" eingeben.

Service-Mode beenden

- Taste "i" auf der Fernbedienung drücken.

Software-Versionsnummer

Im Service Menü wird die Versionsnummer angezeigt.

Service and Special Functions

Functions of the buttons

- i - Call up the Service Menu
- Activate menu point,
- leave submenu
- P+ / P- - Call up the dialogue line (point of menu)
- ◀ / ▶ - Select submenu,
- change the setting

Calling up the Service Mode

- Press button "i" on the remote control.
Menu appears.
- Enter service code "8500".

Exit the Service Mode

- Press button "i" on the remote control.

Software Version Number

The software version number is shown in service menu.

Service Menus		Apollo 42 PXW 110-7616 REF M7G	Elegance 50 PXW 130-9625 Dolby M7D	Elegance 42 PXW 110-9625 Dolby M6L	Xephia 42 PW 110-6606 Top M7J	Xephia 42 PXW 110-6616 REF M7H
ITEM NAME	OPTIONS/VALUES	DEFAULT VALUES				
ADJUSTMENT						
FACTORY MODE	ON / OFF	OFF	OFF	OFF	OFF	OFF
I2S PRESCALE		16	16	16	16	16
SCART PRESCALE		31	31	31	31	31
NICAM PRESCALE		70	70	70	70	70
FM/AM PRESCALE		31	31	31	31	31
AGC ADJUST		15	15	15	15	15
WHITE R		Siehe "Automatischer Abgleich" nächste Seite See "Autocalibration" next page				
WHITE G						
WHITE B						
PIP WHITE R						
PIP WHITE G						
PIP WHITE B						
SELECTIONS						
FACTORY RESET		press <OK> to reset				
BACKLIGHT		0				
TUNER TYPE		PHILIPS				
TELETEXT	NO TEXT	FAST&TOP				
	FAST					
	FAST&TOP					
TIMER MODE	SLEEP TIMER	SLEEP TIMER				
	OFF TIMER					
MSP CLIP	REDUCE VOL	DYNAMIC				
	REDUCE TONE					
	COMPROMISE					
	DYNAMIC					
HOTEL MODE MAX VOLUME		40				
OPTIONS						
HOTEL MODE	ON/OFF	OFF				
STDBY RECALL	ON/OFF	OFF	OFF	OFF	OFF	OFF
RECALL LAST AV	ON/OFF	OFF	OFF	OFF	OFF	OFF
MSP CARRIER MUTE	ON/OFF	ON	ON	ON	ON	ON
WSS RF	ON/OFF	ON	ON	ON	ON	ON
AUTO AV 16:9	ON/OFF	ON	ON	ON	ON	ON
FIRST ATS	ON/OFF	OFF	OFF	OFF	OFF	OFF
HEADPHONE	ON/OFF	OFF	OFF	OFF	ON	ON
KEYBOARD	ON/OFF	OFF	ON	OFF	ON	ON
VIRTUAL DOLBY	ON/OFF	OFF	ON	ON	OFF	OFF
SUBWOOFER	ON/OFF	OFF	OFF	OFF	OFF	OFF

Automatischer Abgleich

Der automatische Abgleich muss immer nach Austausch der Chassisplatte, des Displays sowie nach einem Software-Update oder einem "Factory Reset" durchgeführt werden.

Alle gerätespezifischen Parameter müssen vor dem automatischen Abgleich überprüft und gegebenenfalls eingestellt werden.

- Service Mode aktivieren.
- Im Service-Menü "Selections" Menüpunkt "Factory Reset" anwählen und mit Taste "OK" bestätigen. Wenn die Menüpunktfarbe von rot nach schwarz wechselt, Gerät ausschalten (Händlermenü nicht beenden!).
- PC mit "Gprobe 5"-Programm an die AV1 Buchse anschließen und PC und Gerät einschalten.
- Service Mode nochmals aktivieren.
- Im Service-Menü "Adjustment" Menüpunkt "Factory Mode" auf "On" stellen und Service Mode verlassen.
- "Gprobe 5"-Programm starten.
- In das Eingabefeld klicken, mit den Cursor-Tasten (up und down) den Befehl "**appstest 157**" auswählen und mit Taste "Execute" starten (Fig.1).
- Gerät aus- und wieder einschalten.
- **PC-Eingang:**
- 100%-Farbbalkentestbild über den PC-Eingang einspeisen, PC-Eingang auswählen.
- Mit dem "Mauszeiger" in das Eingabefeld klicken (Fig.1), mit den Cursor-Tasten (up und down) den Befehl "**appstest 34**" auswählen und mit Taste "Execute" starten. Während des Abgleichs werden die Einstellungen am PC angezeigt.
- Wird "Calibration x ends" angezeigt, ist der Vorgang beendet.
- **S-Video-Eingang:**
- 100%-Farbbalkentestbild über den S-Video-Eingang einspeisen, S-Video-Eingang auswählen.
- Mit dem "Mauszeiger" in das Eingabefeld klicken, mit den Cursor-Tasten (up und down) den Befehl "**appstest 34**" auswählen und mit Taste "Execute" starten (Fig.2). Während des Abgleichs werden die Einstellungen am PC angezeigt.
- Wird "Calibration x ends" angezeigt, ist der Vorgang beendet.
- **Scart 2-Eingang:**
- 100%-Farbbalkentestbild über den Scart 2-Video-Eingang einspeisen, Scart 2-Video-Eingang auswählen.
- Mit dem "Mauszeiger" in das Eingabefeld klicken, mit den Cursor-Tasten (up und down) den Befehl "**appstest 34**" auswählen und mit Taste "Execute" starten (Fig.2). Während des Abgleichs werden die Einstellungen am PC angezeigt.
- Wird "Calibration x ends" angezeigt, ist der Vorgang beendet.

Achtung:

Die Auswahl anderer Befehle als "appstest 157" und "appstest 34" kann zu Gerätefehlfunktionen führen!

Wählen Sie beide Befehle sehr sorgfältig aus!

Autocalibration

Autocalibration must be done after changing the chassis or the panel as well a after software update or factory reset.

All device-specific parameters must be checked and if necessary setuped before starting autocalibration.

- Activate service mode.
- Select menu item "Factory Reset" in the service menu "Selections" and confirm with button "OK". Switch off the set when the colour of the menu item switches from red to black.
- Connect a PC with "Gprobe 5" software to AV1 socket and switch on the PC and the set.
- Activate service mode again.
- Set menu item "Factory Mode" in the service menu "Adjustment" to "On" and leave the service mode.
- Start "Gprobe 5" Software.
- Click to the input field and select via the cursor buttons (up and down) the "**appstest 157**" command. Start the command with button "Execute" (Fig.1).
- Switch the set off and on.
- **PC Input:**
- Feed in a 100% colour bar test pattern via the PC input and select the PC input.
- Click to the input field and select via the cursor buttons (up and down) the "**appstest 34**" command. Start the command with button "Execute" (Fig.2). During adjustment the settings will be displayed on the PC.
- "Calibration x ends" will appear on the Gprobe screen when the process is finished.
- **S-Video Input:**
- Feed in a 100% colour bar test pattern via the S-video input and select the S-video input.
- Click to the input field and select via the cursor buttons (up and down) the "**appstest 34**" command. Start the command with button "Execute" (Fig.2). During adjustment the settings will be displayed on the PC.
- "Calibration x ends" will appear on the Gprobe screen when the process is finished.
- **Scart 2 Input:**
- Feed in a 100% colour bar test pattern via the S-video input and select the S-video input.
- Click to the input field and select via the cursor buttons (up and down) the "**appstest 34**" command. Start the command with button "Execute" (Fig.2). During adjustment the settings will be displayed on the PC.
- "Calibration x ends" will appear on the Gprobe screen when the process is finished.

Attention:

The selection of other commands than "appstest 157" and "appstest 34" can effect in malfunctions of the set!
Choose both commands accurately!

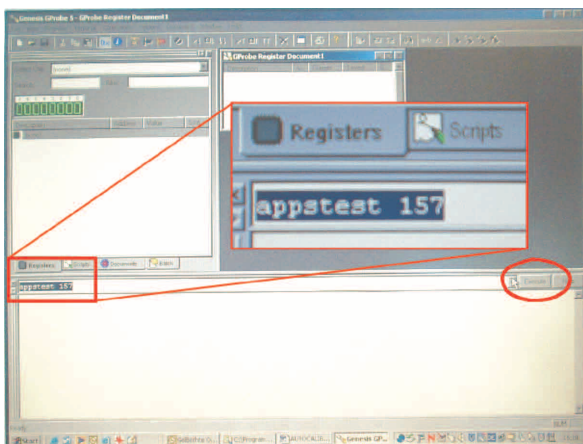


Fig. 1

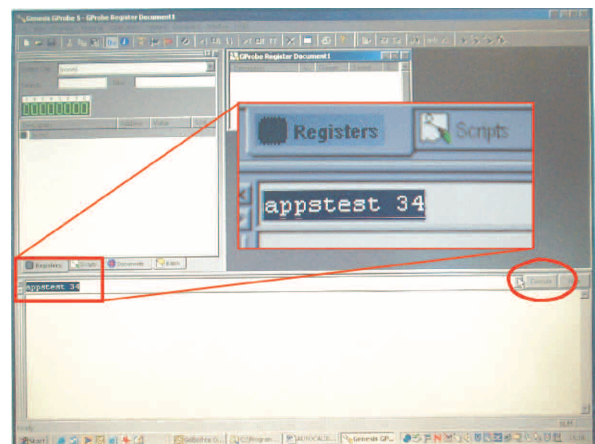
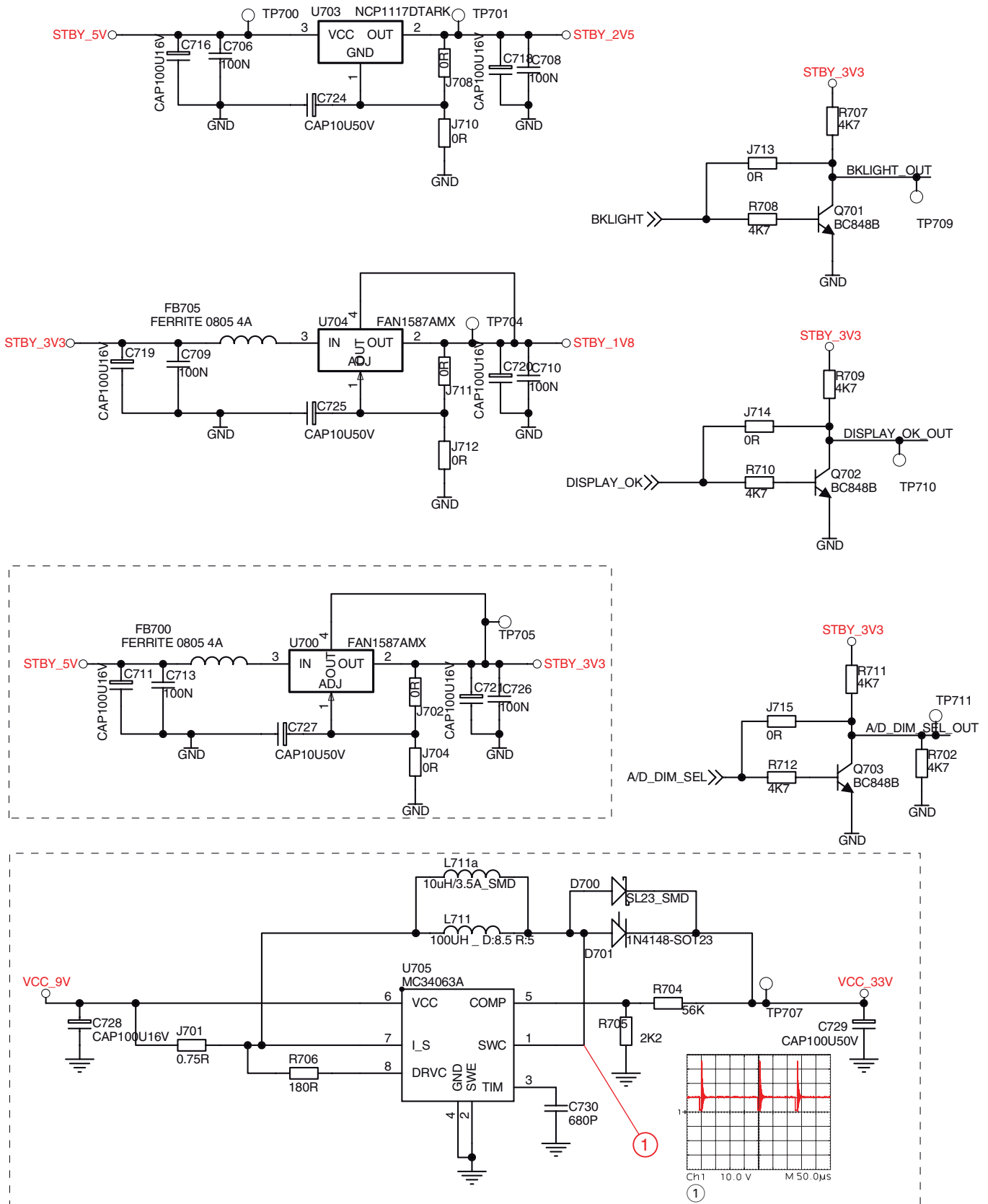


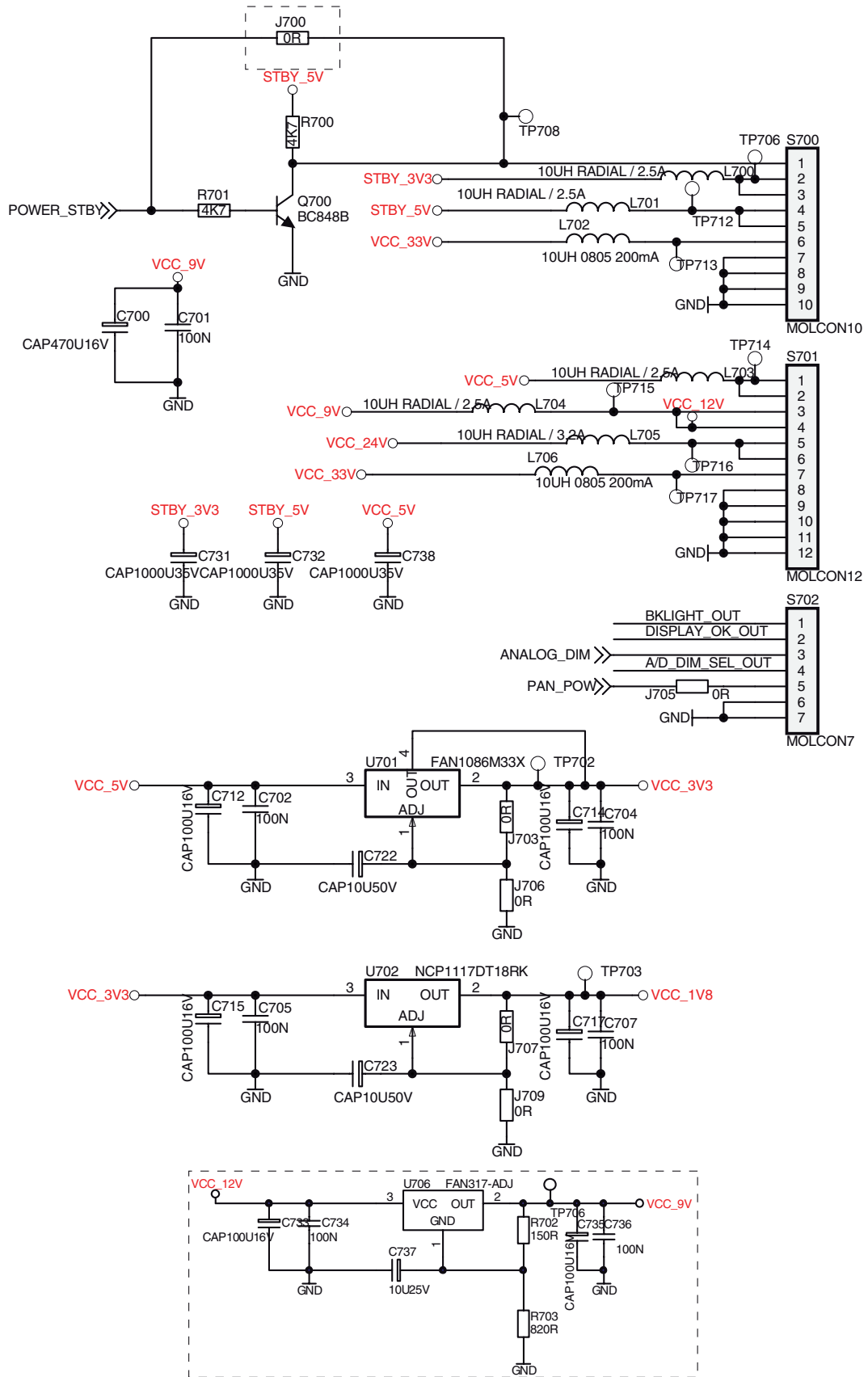
Fig. 2

Schaltpläne und Platinenabbildungen / Circuit Diagrams and Layout of the PCBs

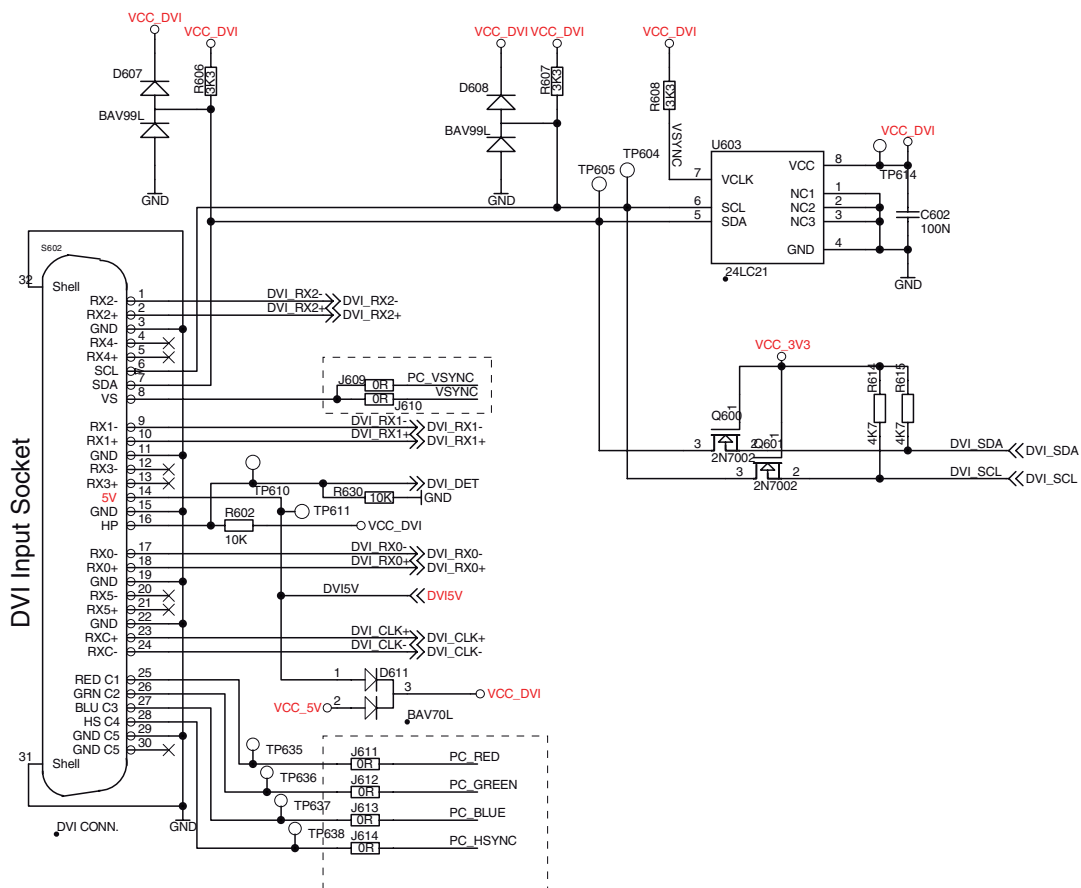
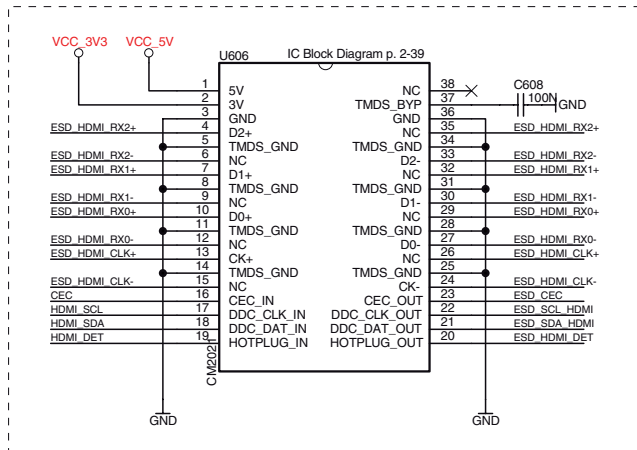
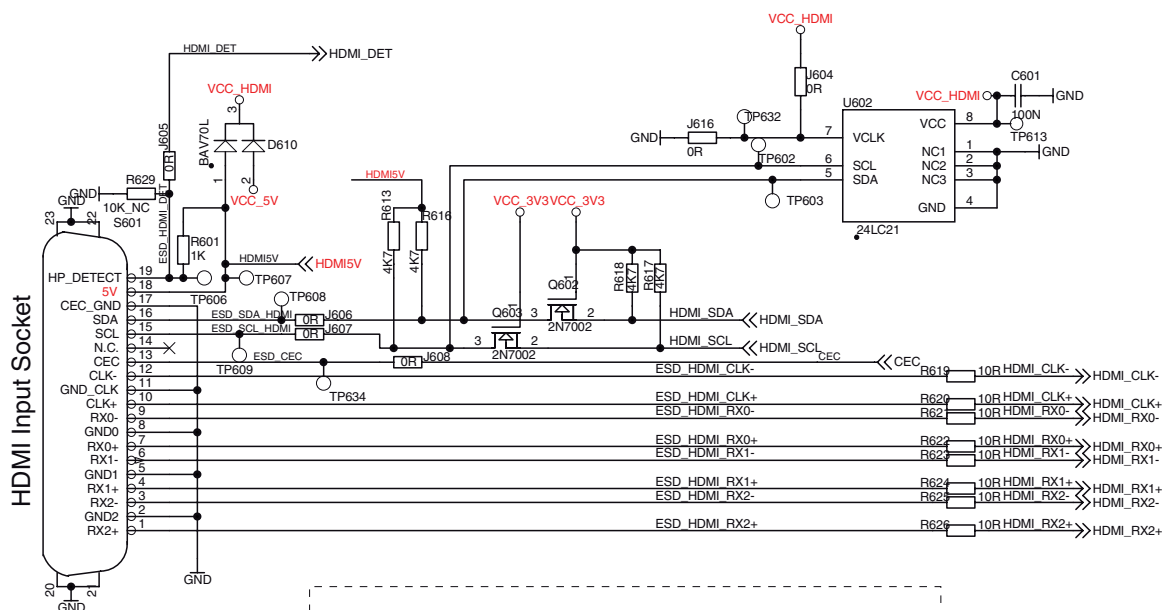
Spannungsversorgung / Power Supply - HW1.190



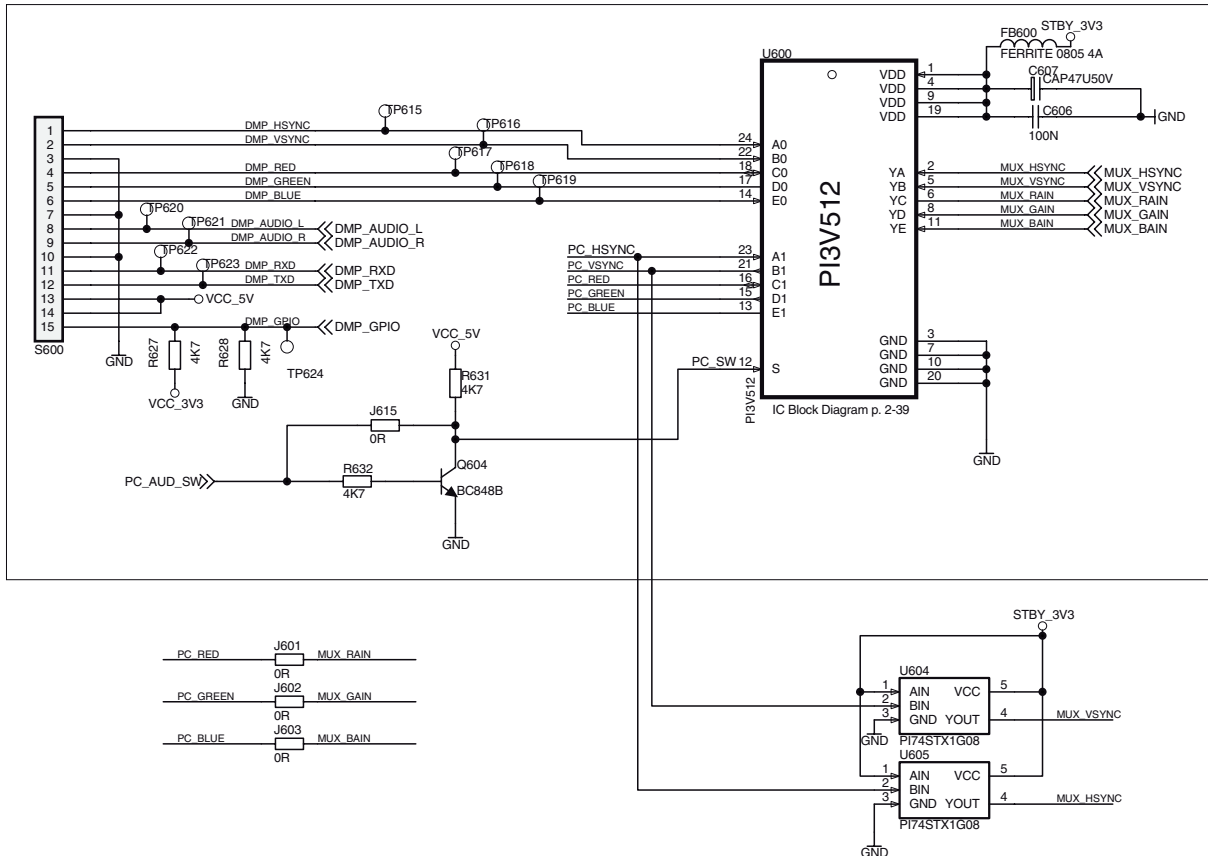
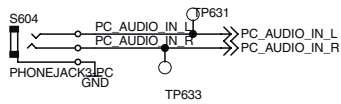
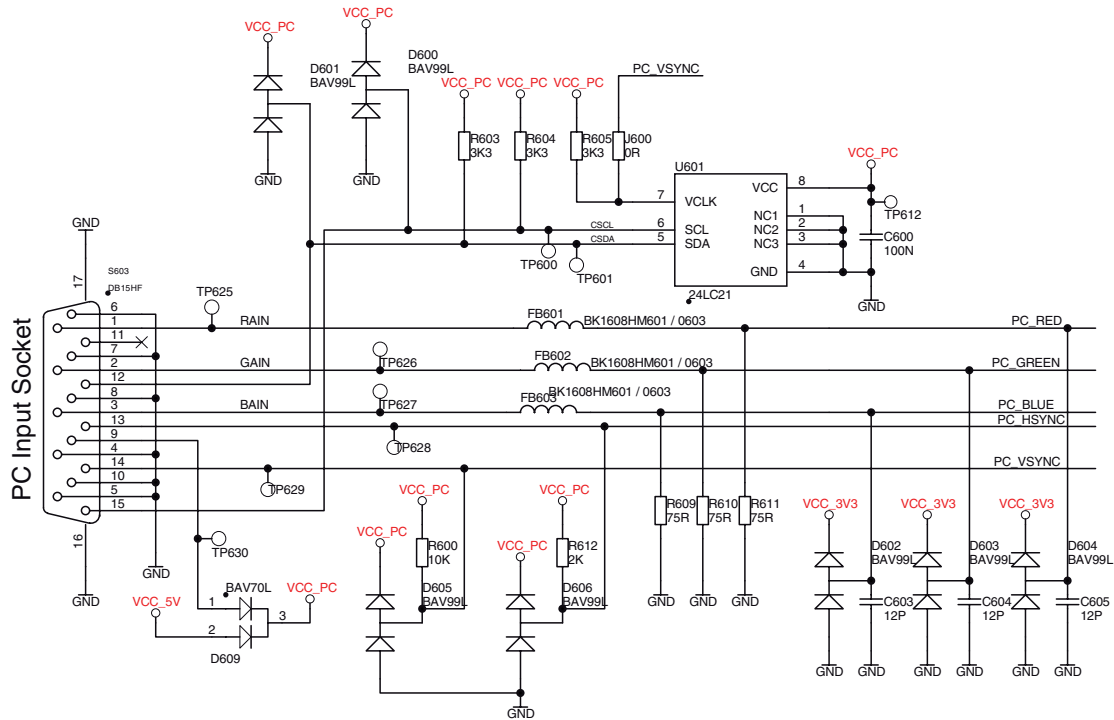
Spannungsversorgung / Power Supply - HW1.190



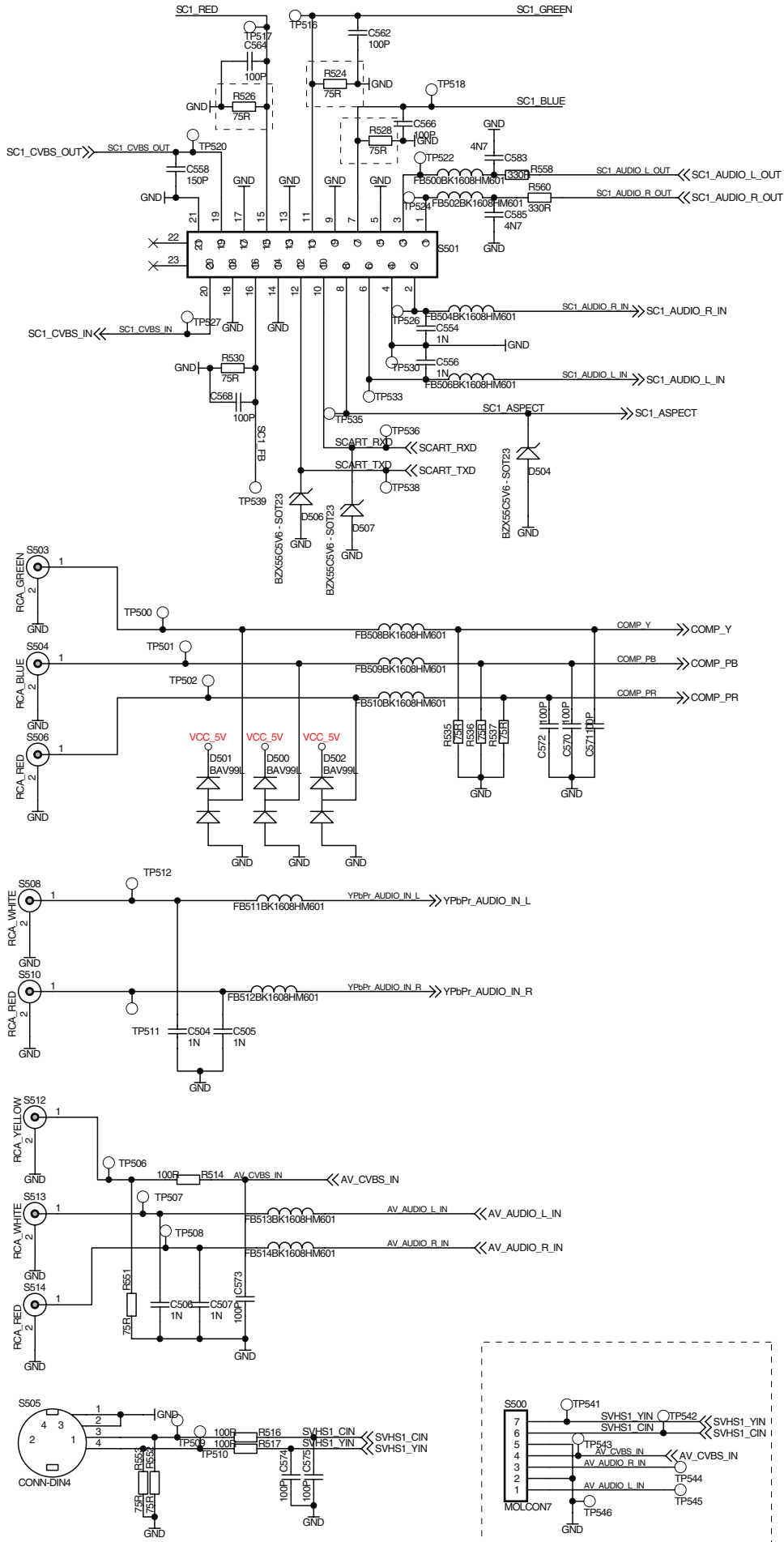
HDMI & DVI - Eingang / HDMI & DVI Input - HW1.190



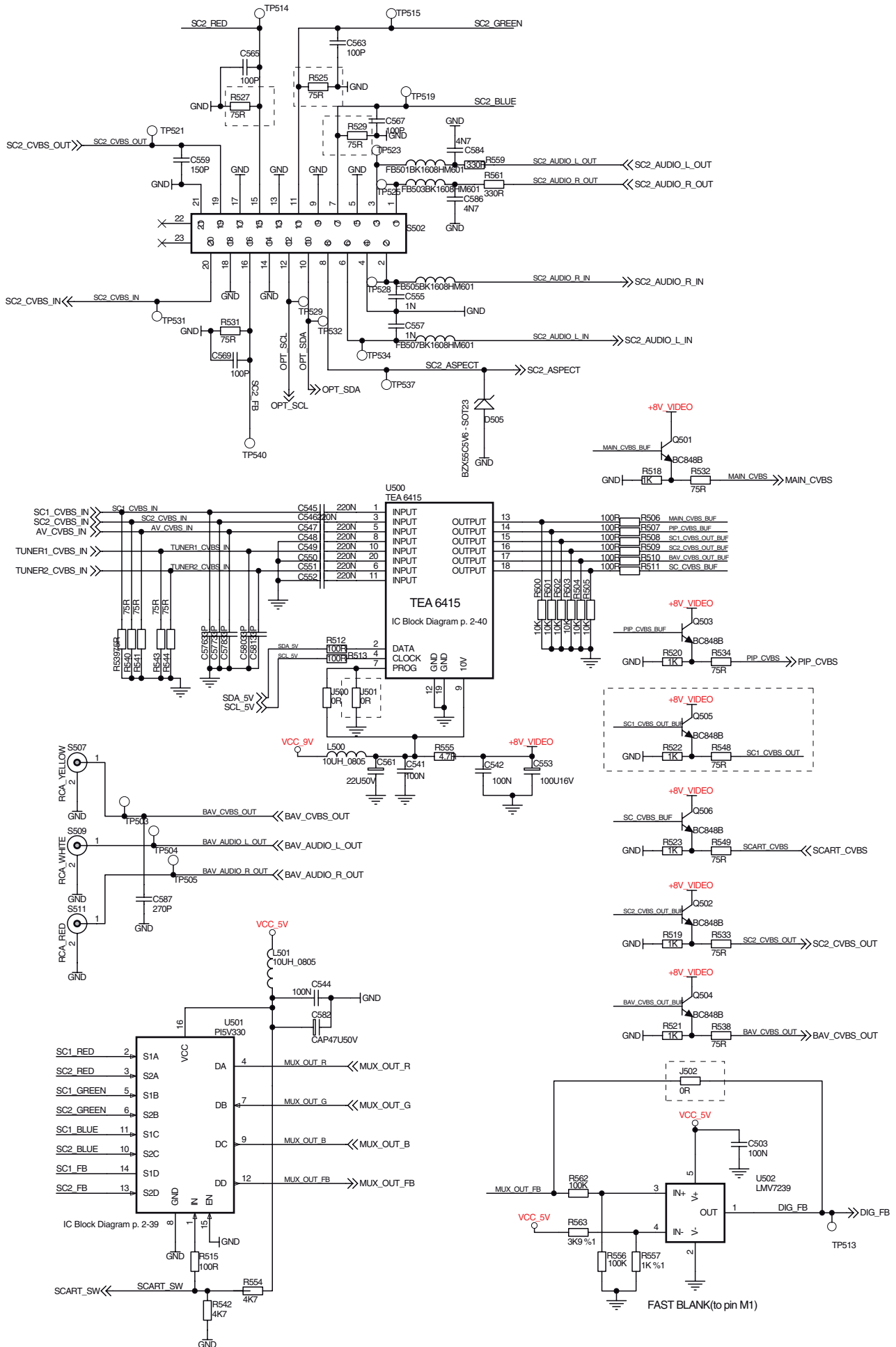
PC (VGA) - Eingang / PC (VGA) Input - HW1.190



Video & Audio Ein-/Ausgang / Video & Audio Input/Output - HW1.190

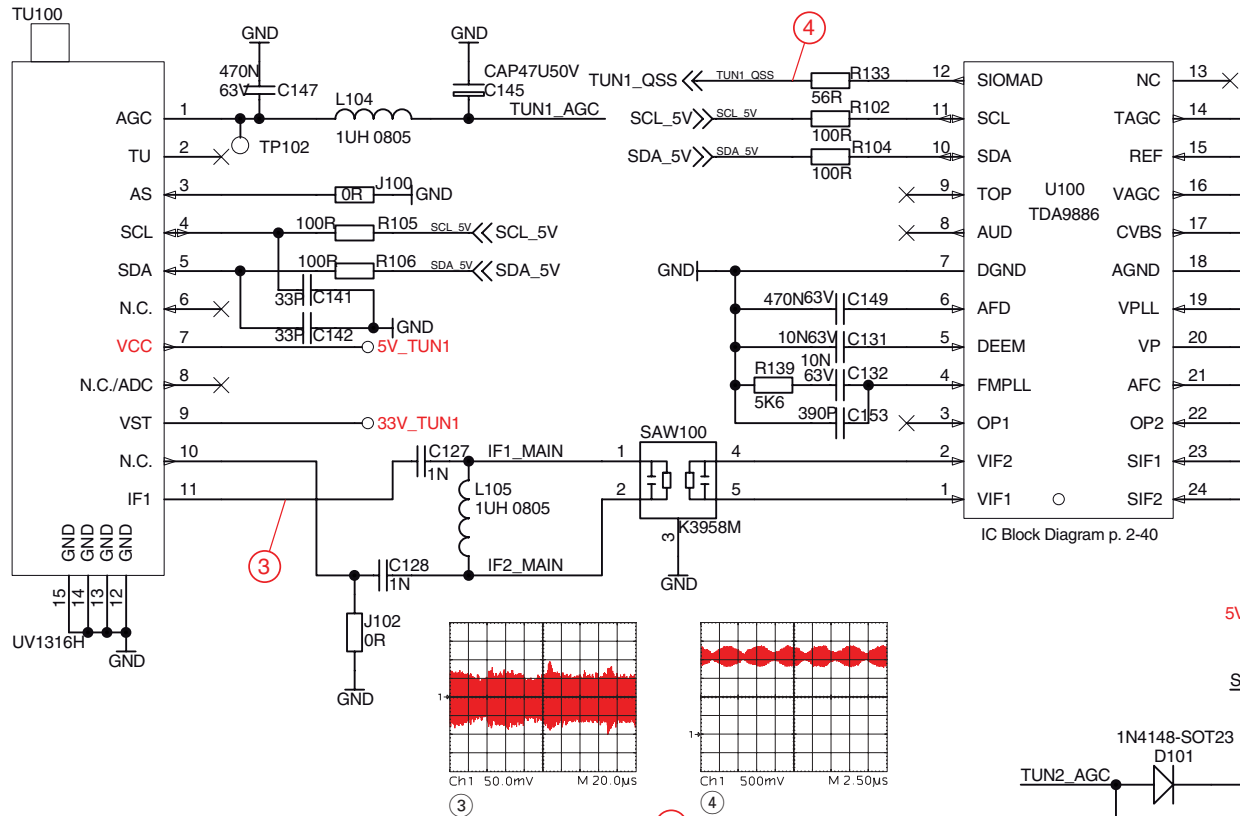


Video & Audio Ein-/Ausgang / Video & Audio Input/Output - HW1.190

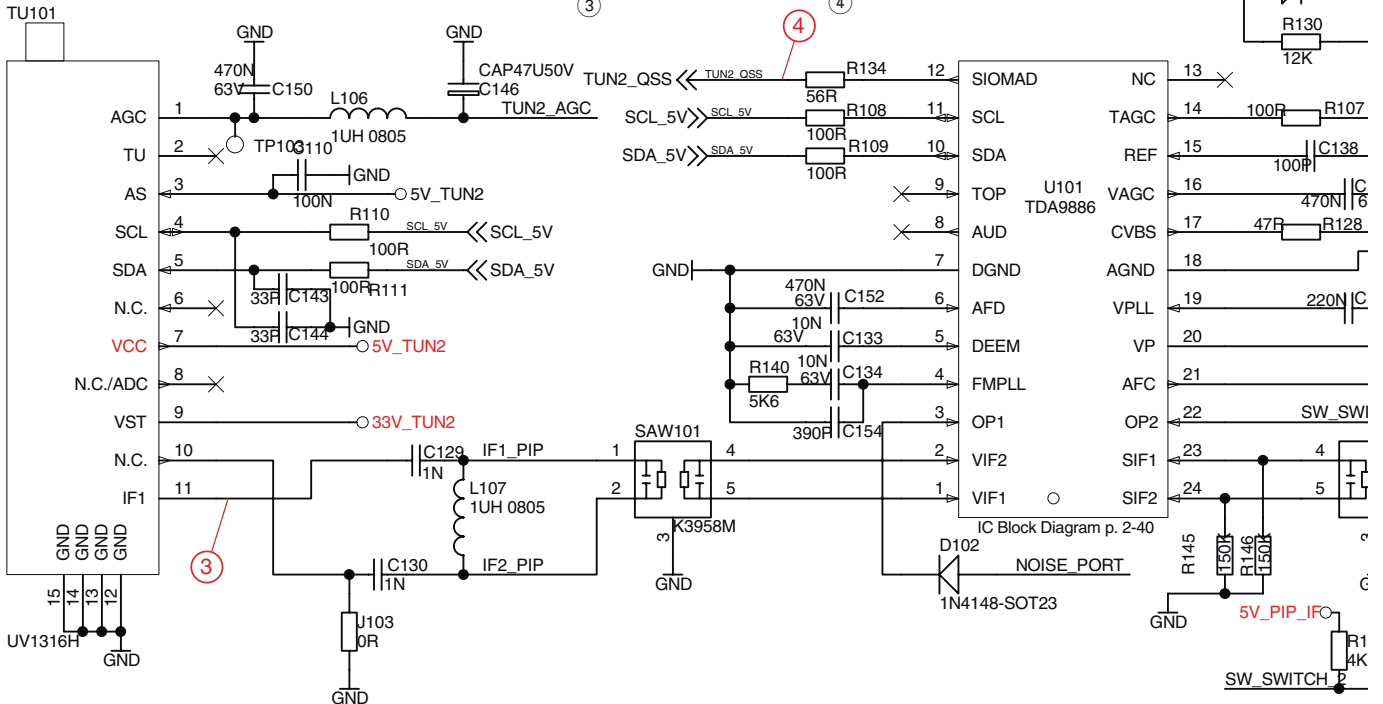


Tuner - HW1.190

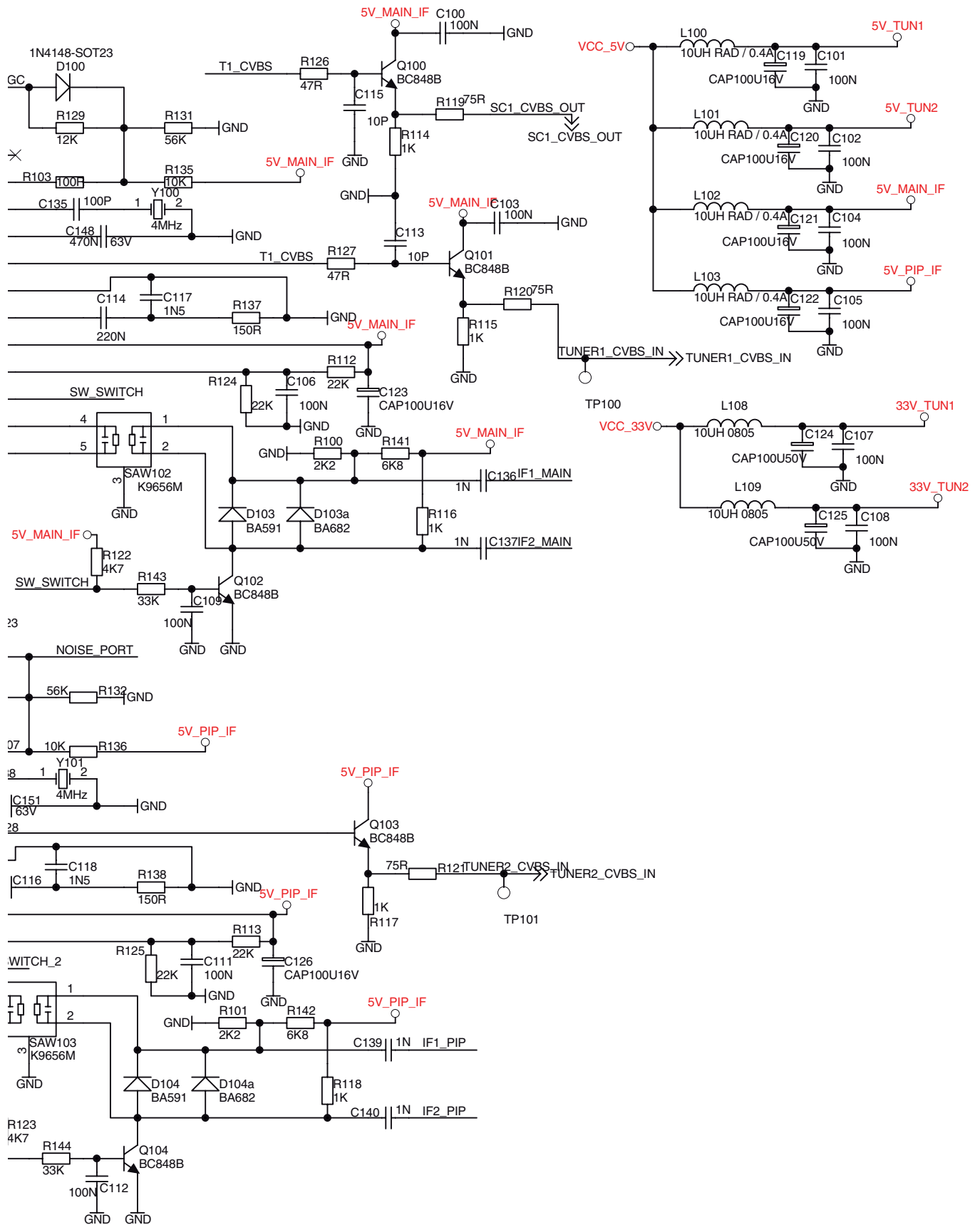
TUN1_AGC

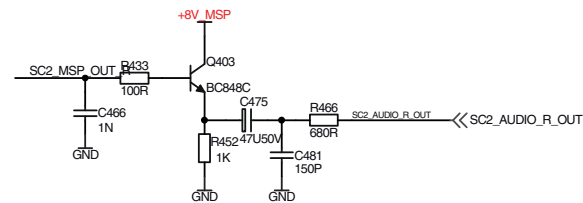
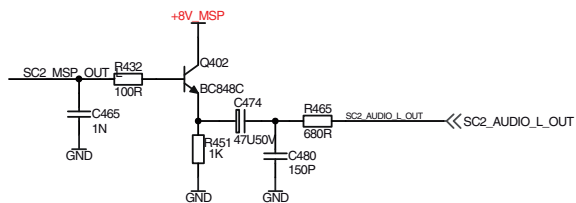
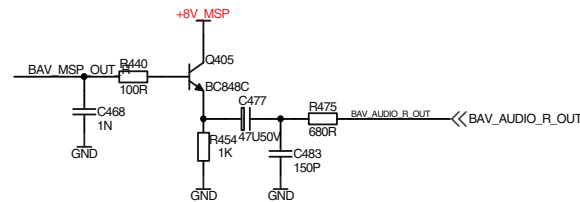
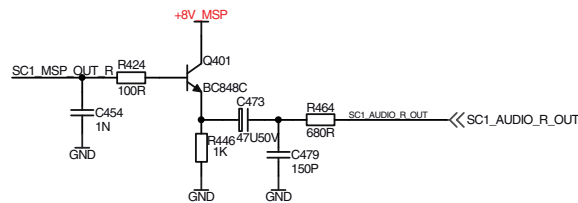
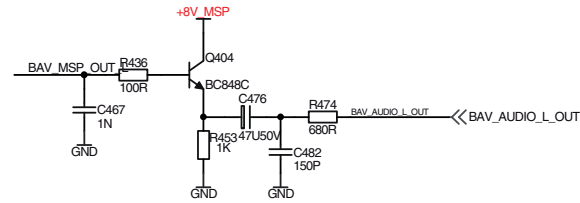
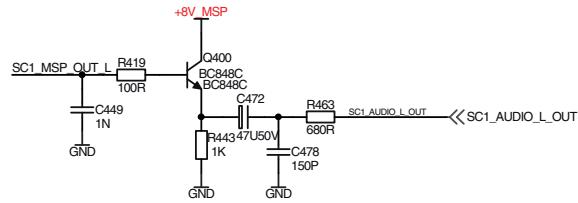
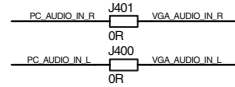
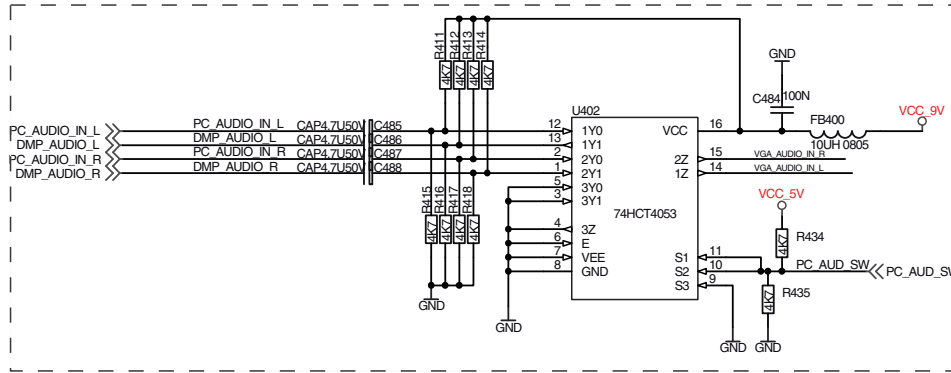


5V
S

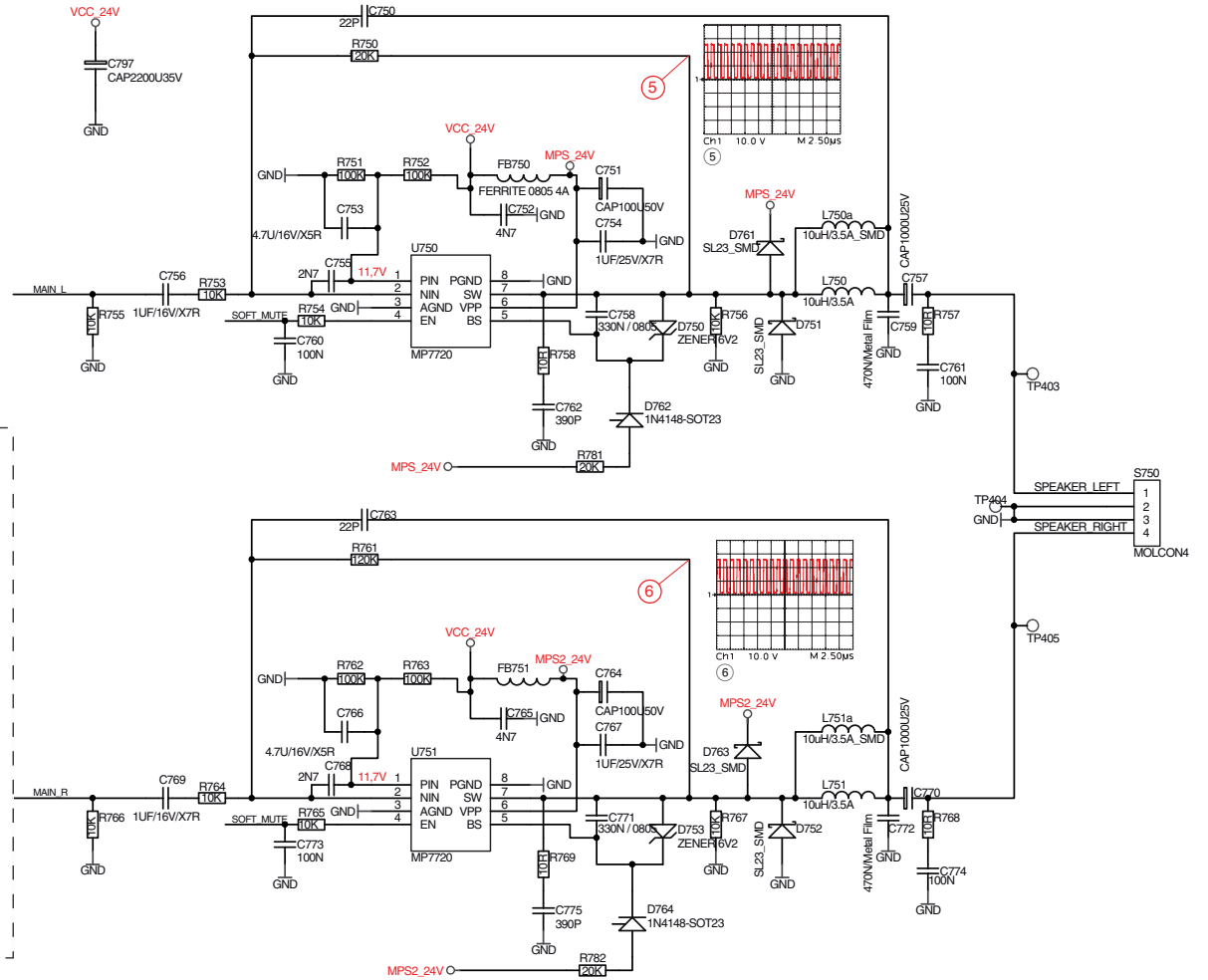
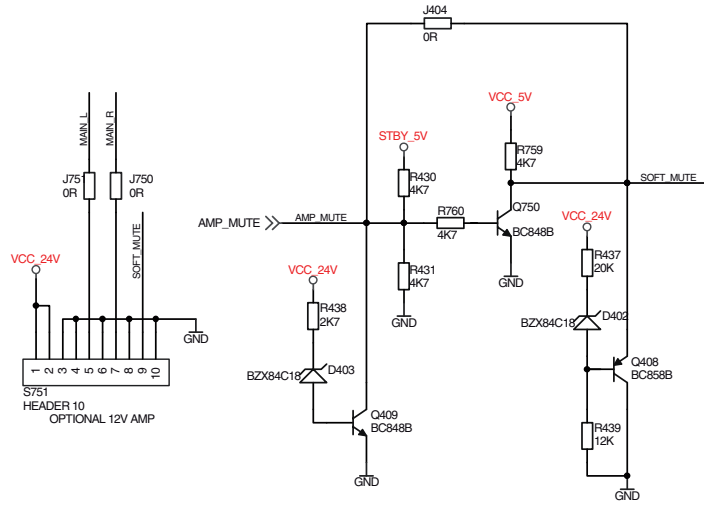


Tuner - HW1.190

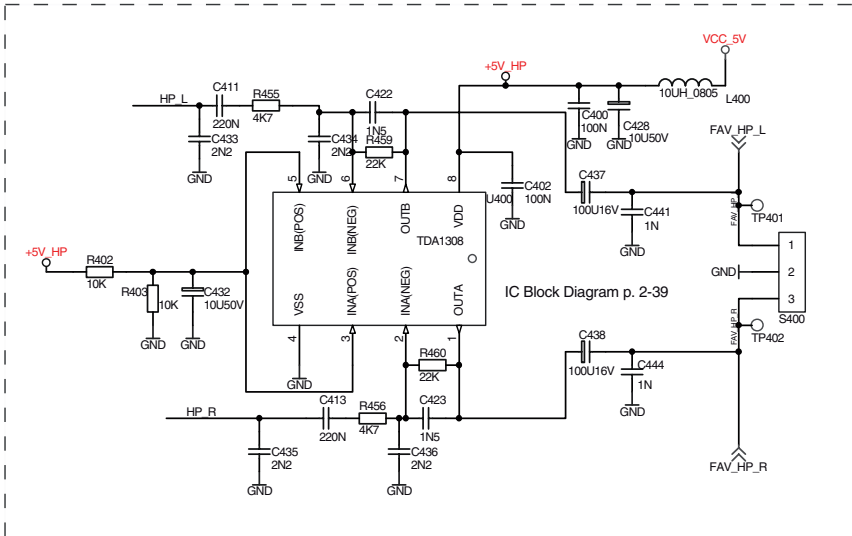


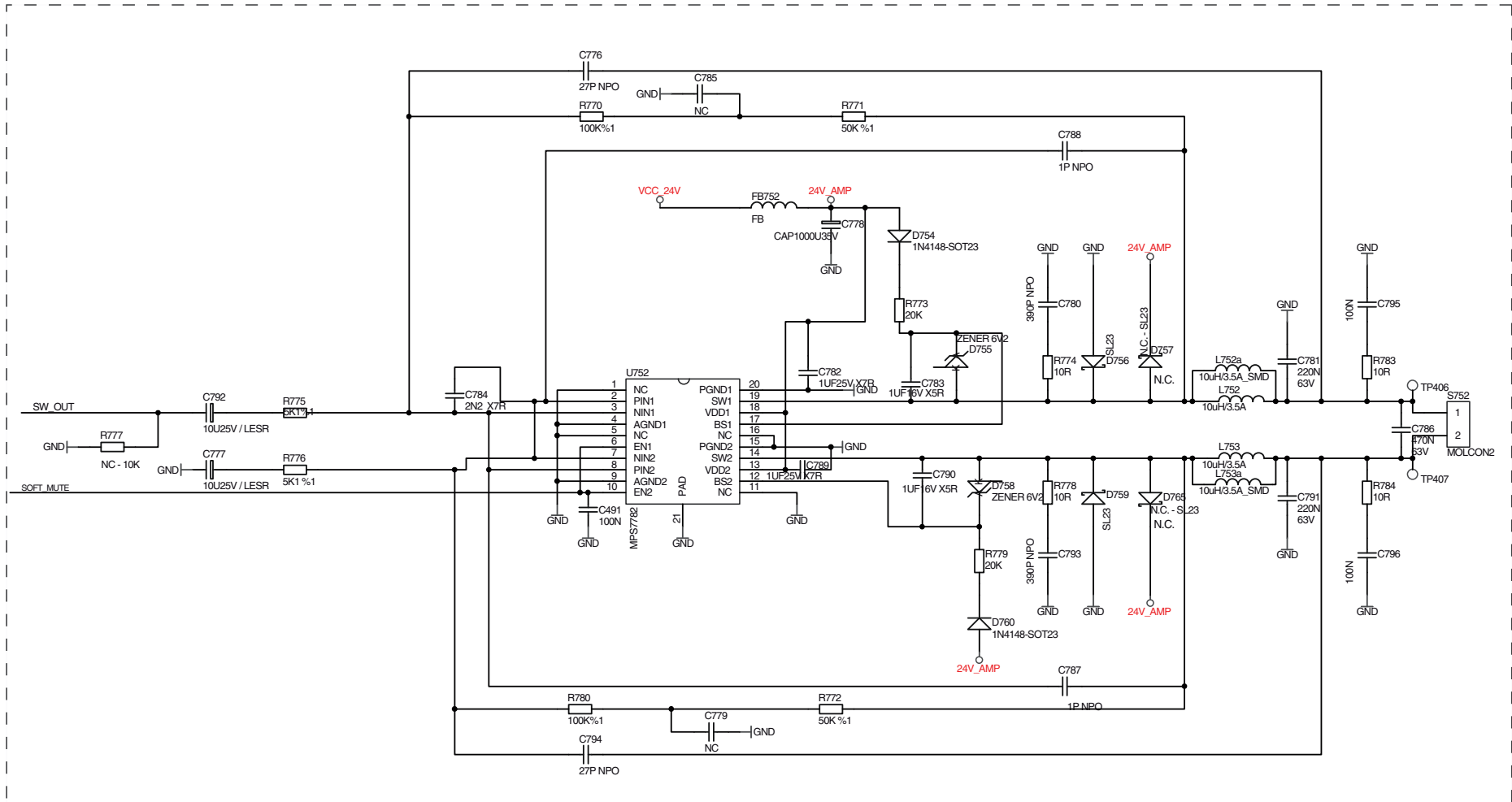


Audio - Verstärker / Amplifier - HW1.190

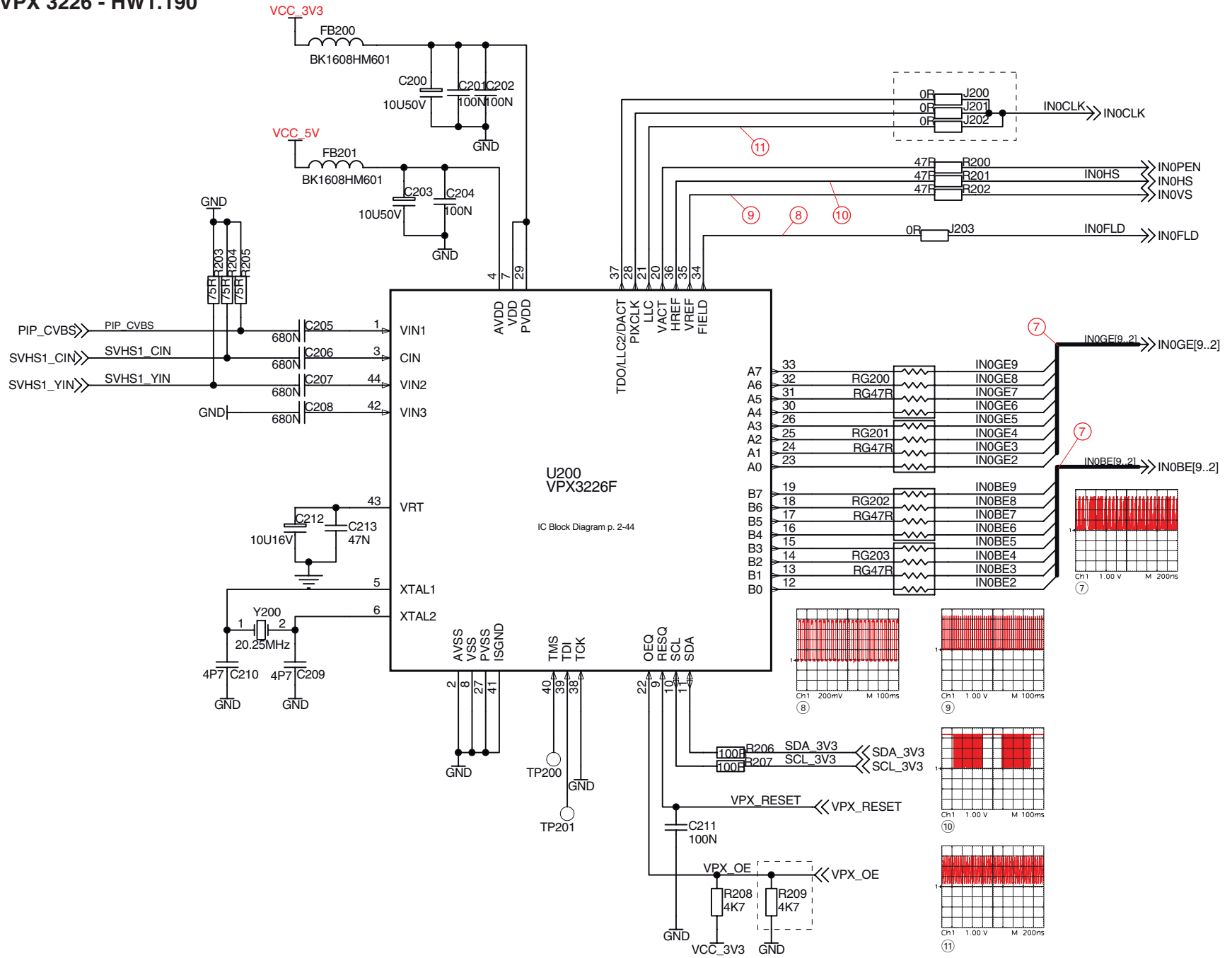


2 - 11

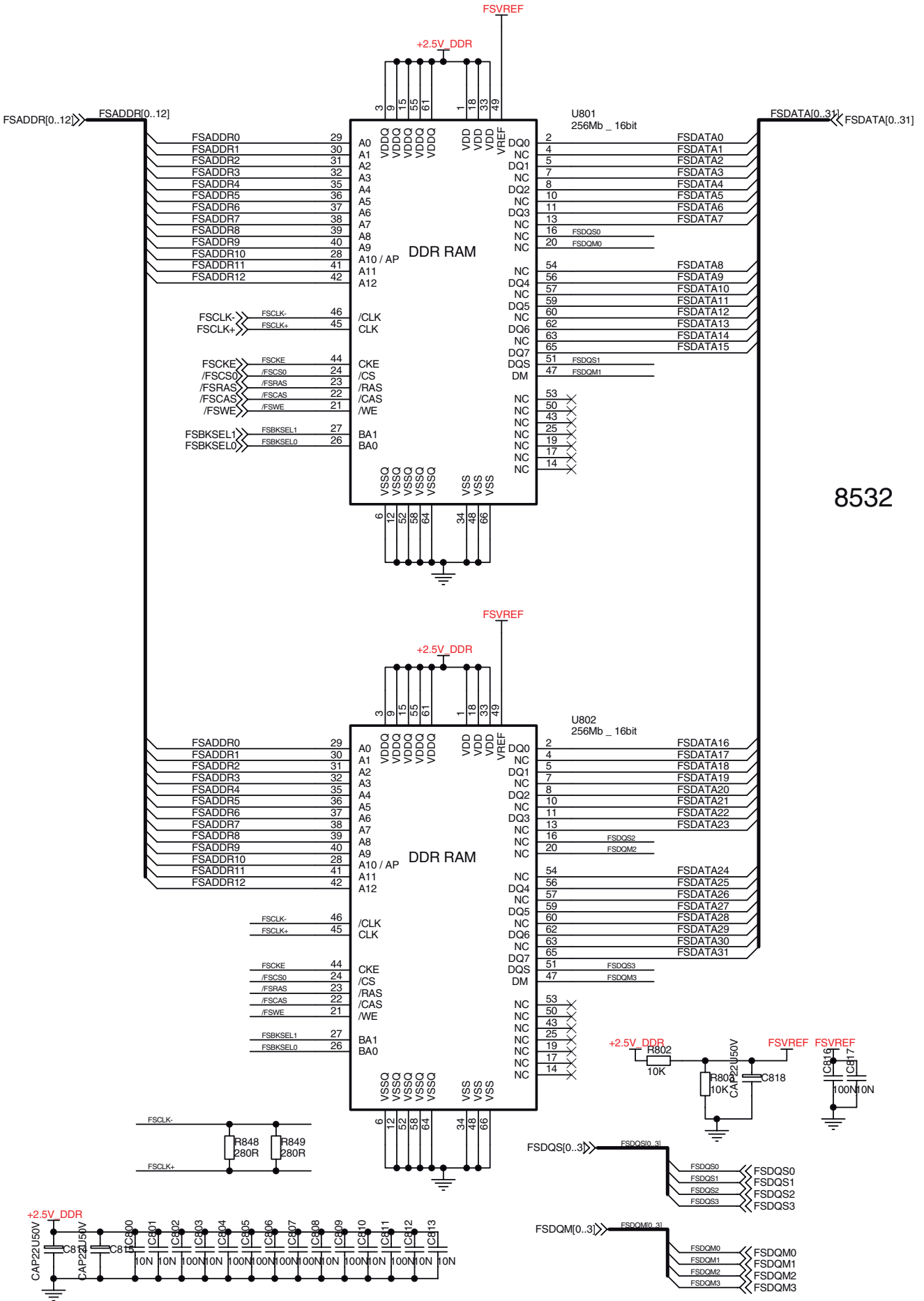




Video-Decoder VPX 3226 - HW1.190

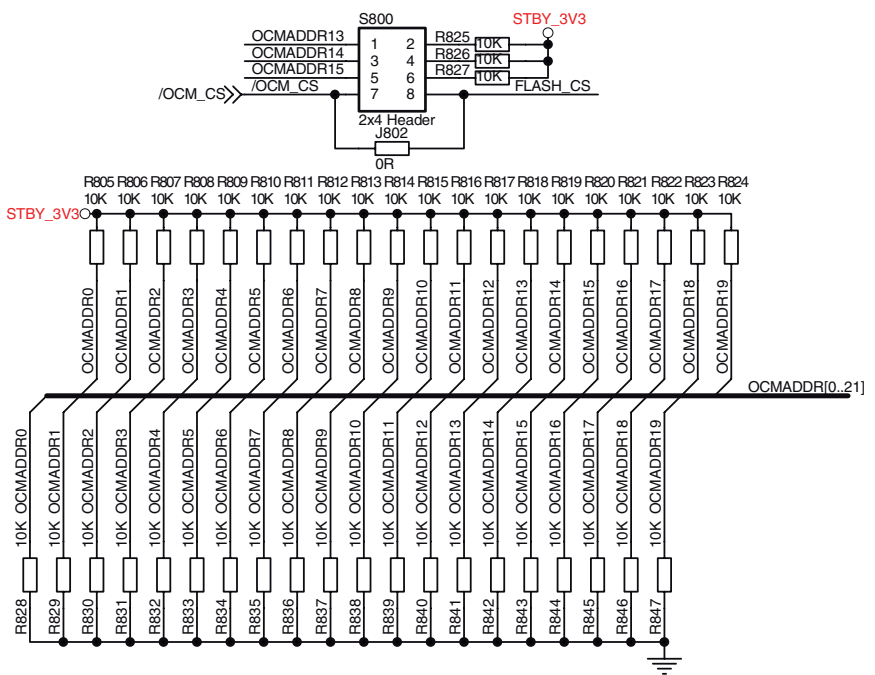
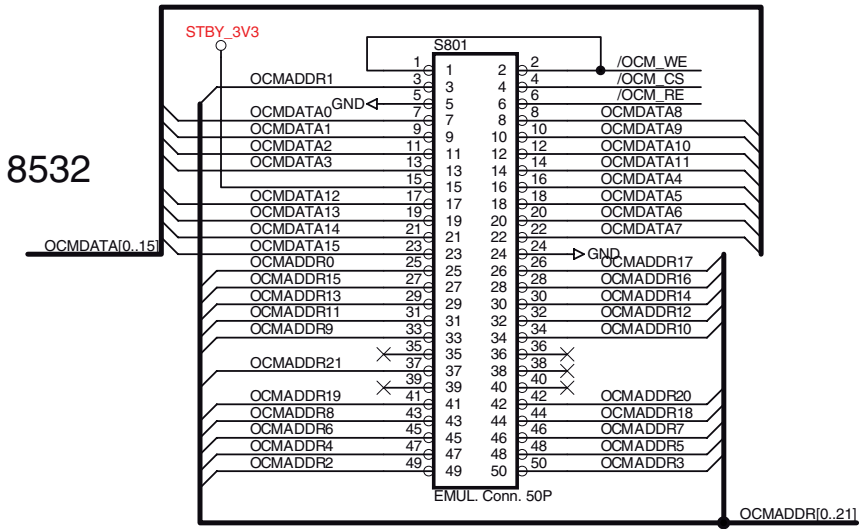
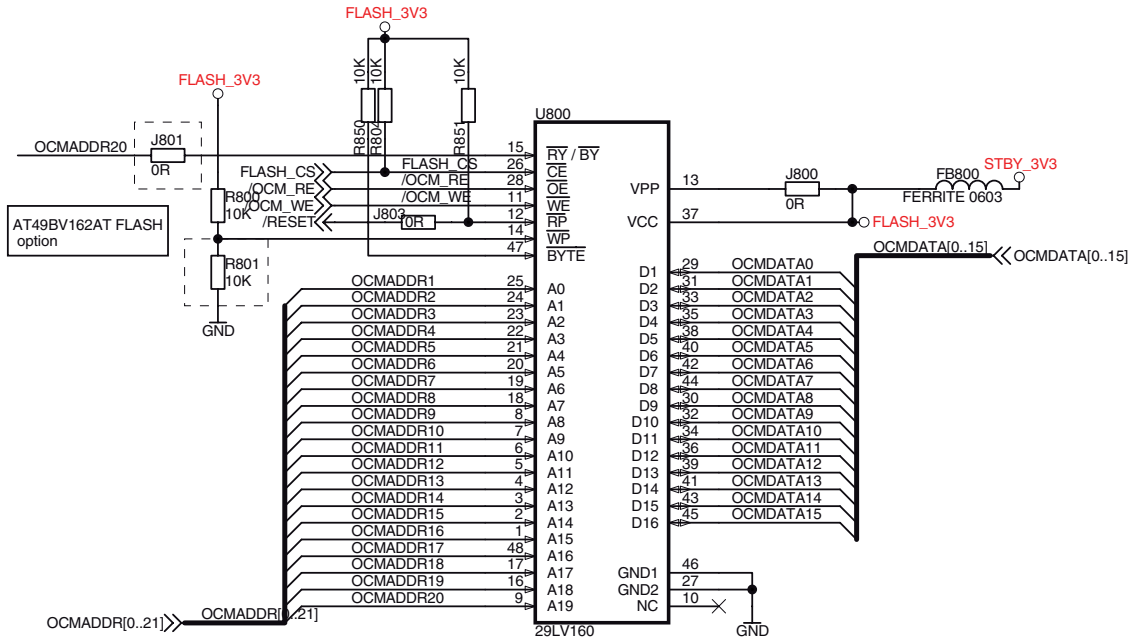


DDRAM - HW1.190

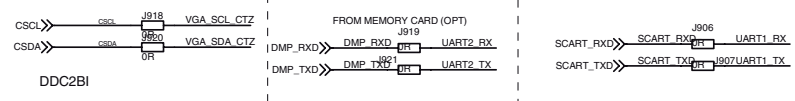
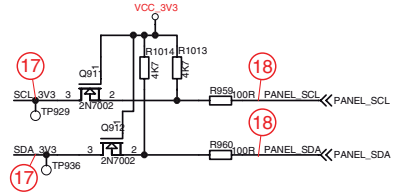
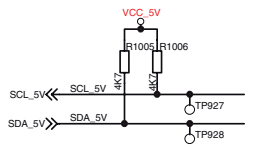
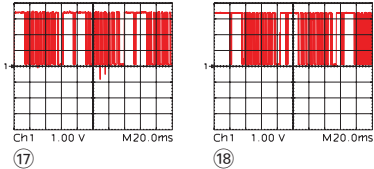
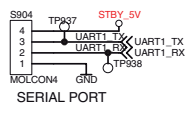
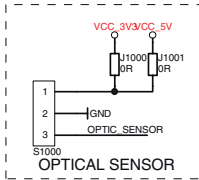
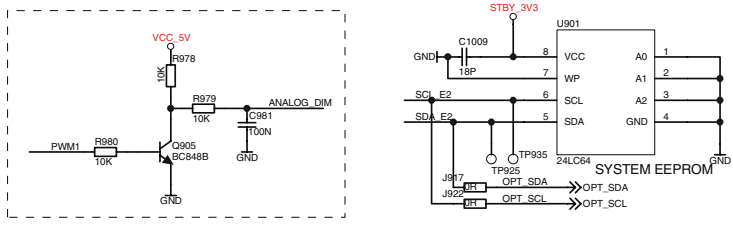
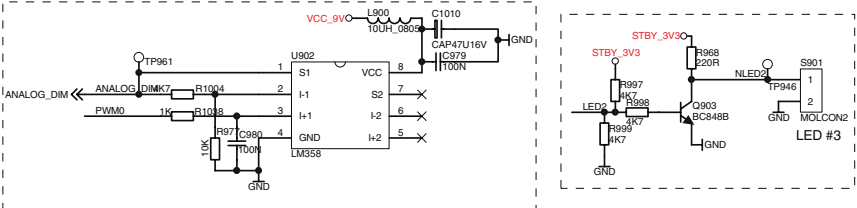
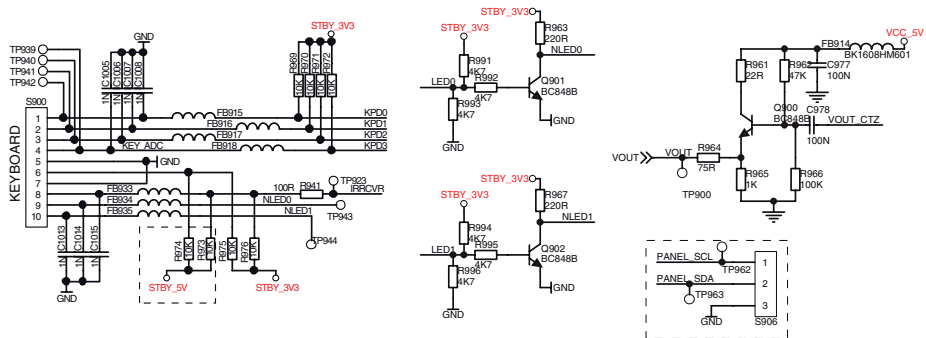
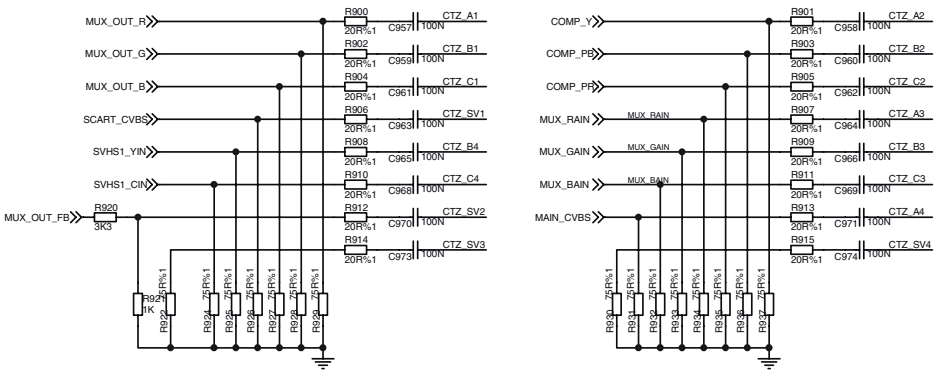
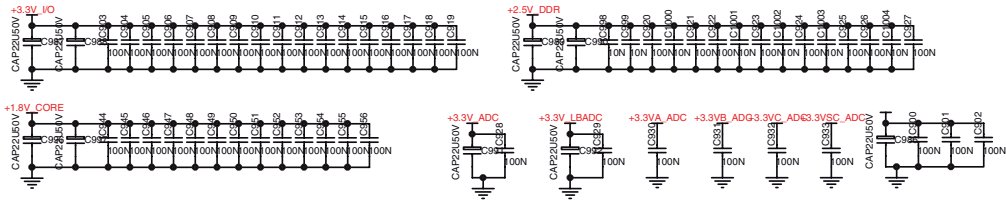


8532

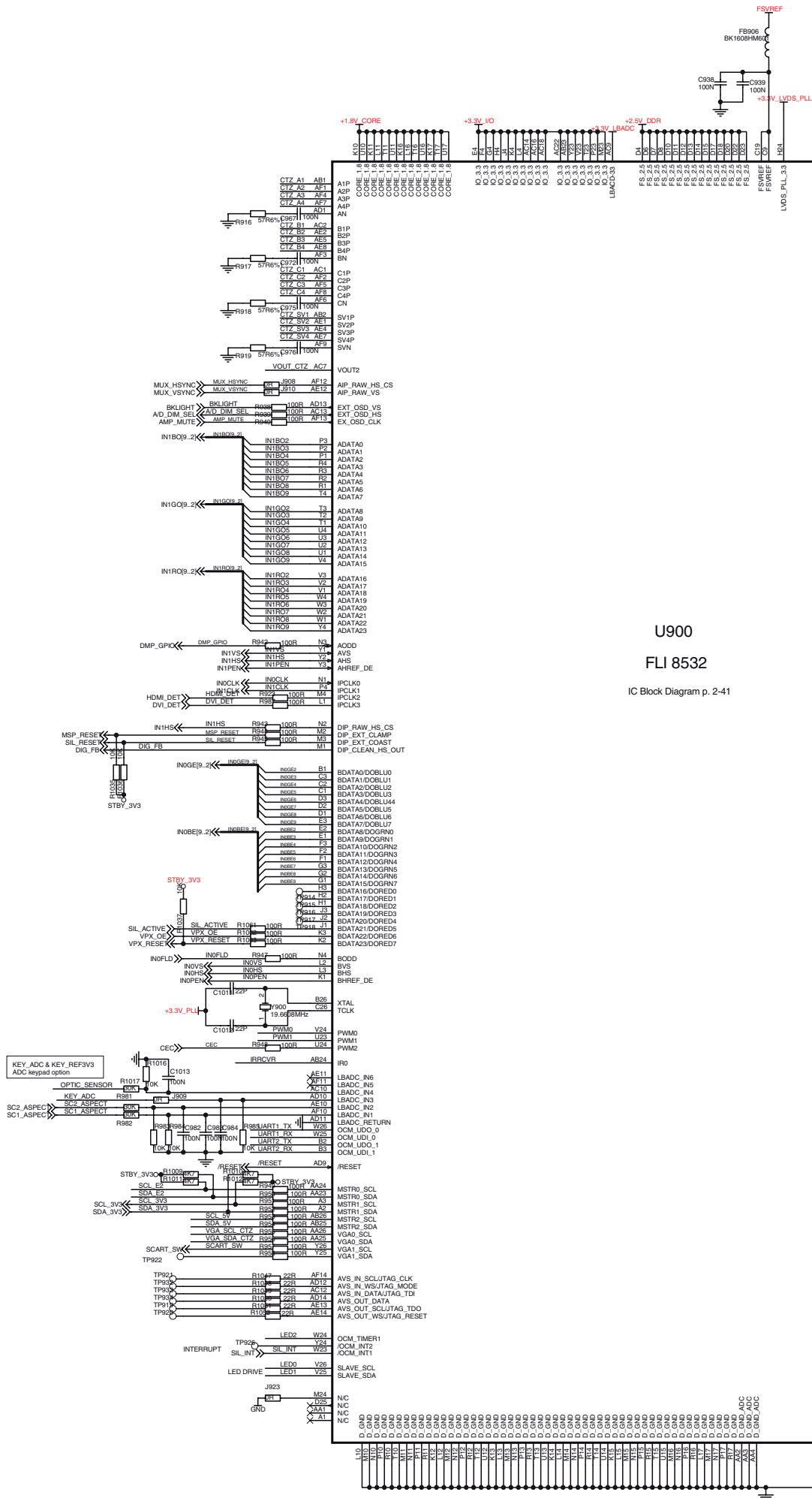
Flash - HW1.190



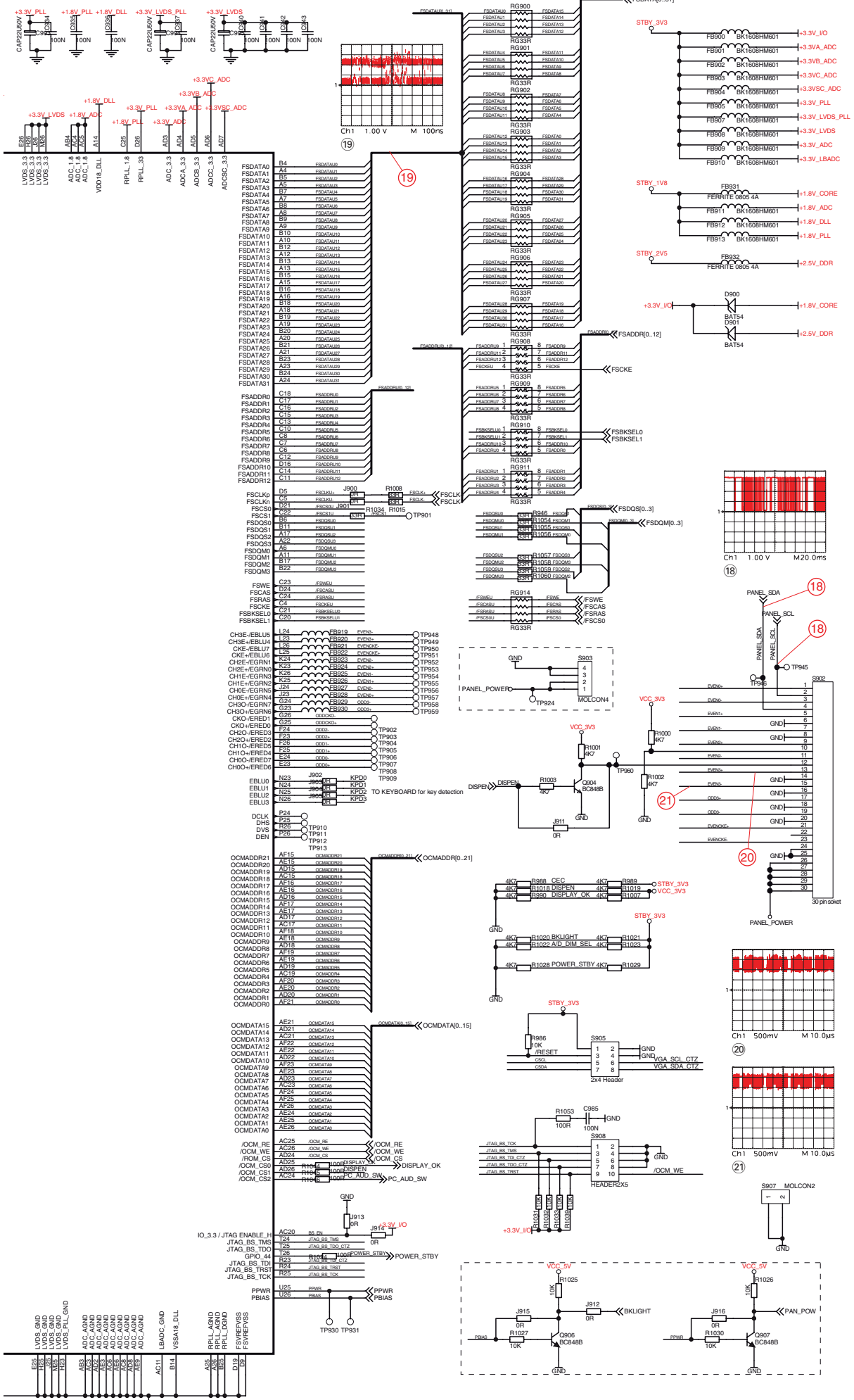
Scaler FLI8532 - HW1.190



Scaler FLI8532 - HW1.190

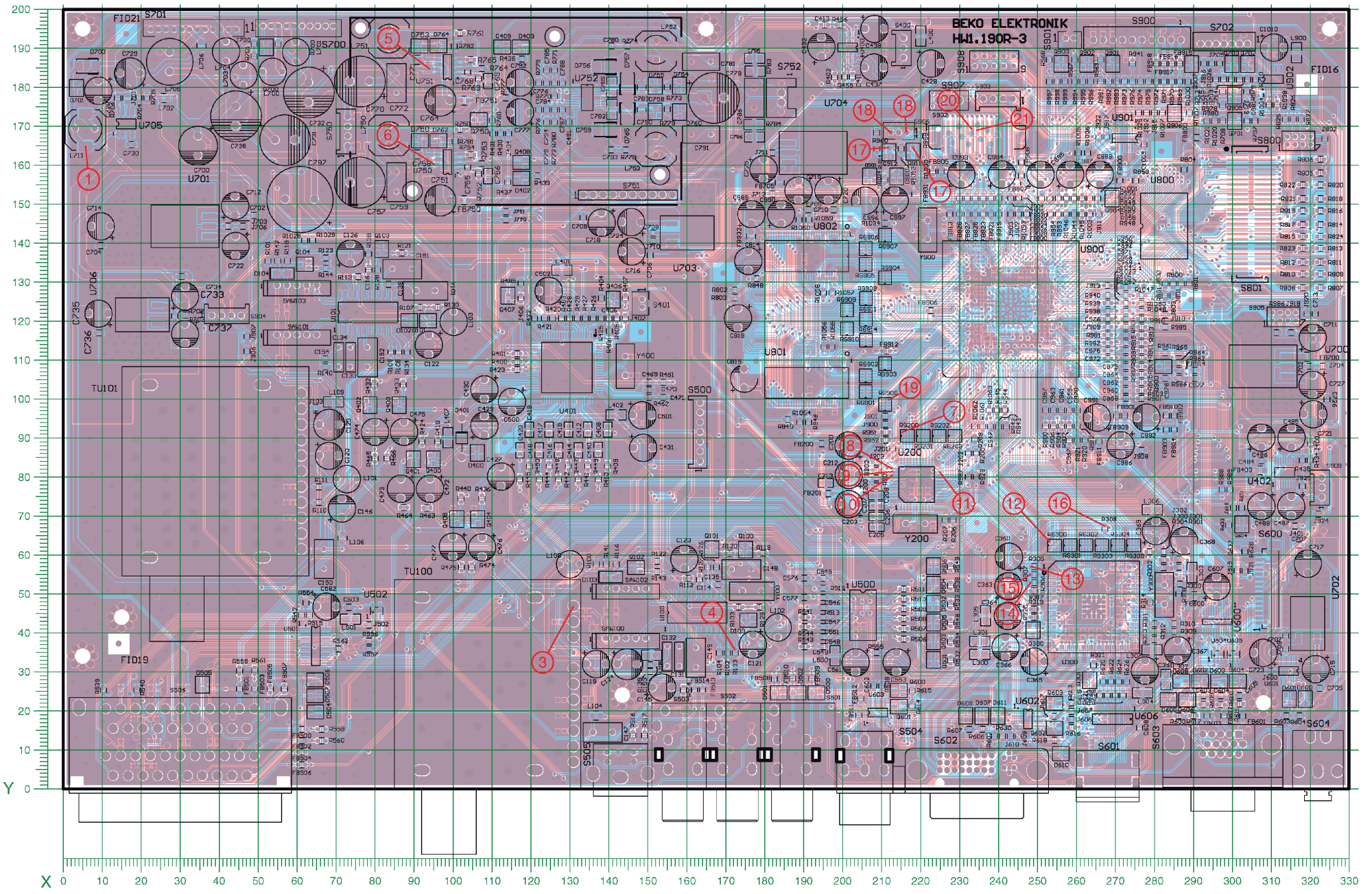


Scaler FLI8532 - HW1.190



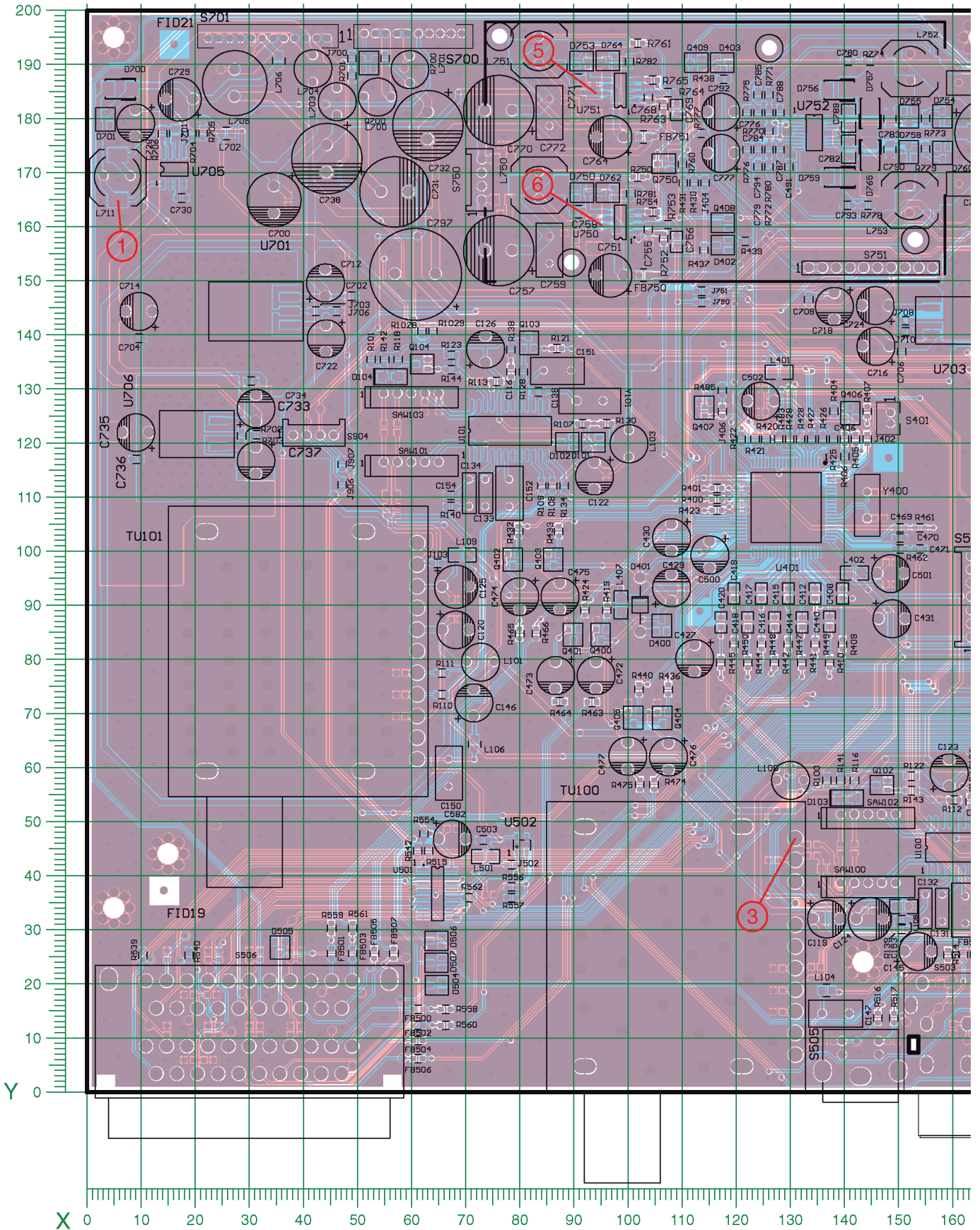
Chassisplatte / Chassis Board - HW1.190R-3

Sicht auf Bestückungsseite / View on Component Side



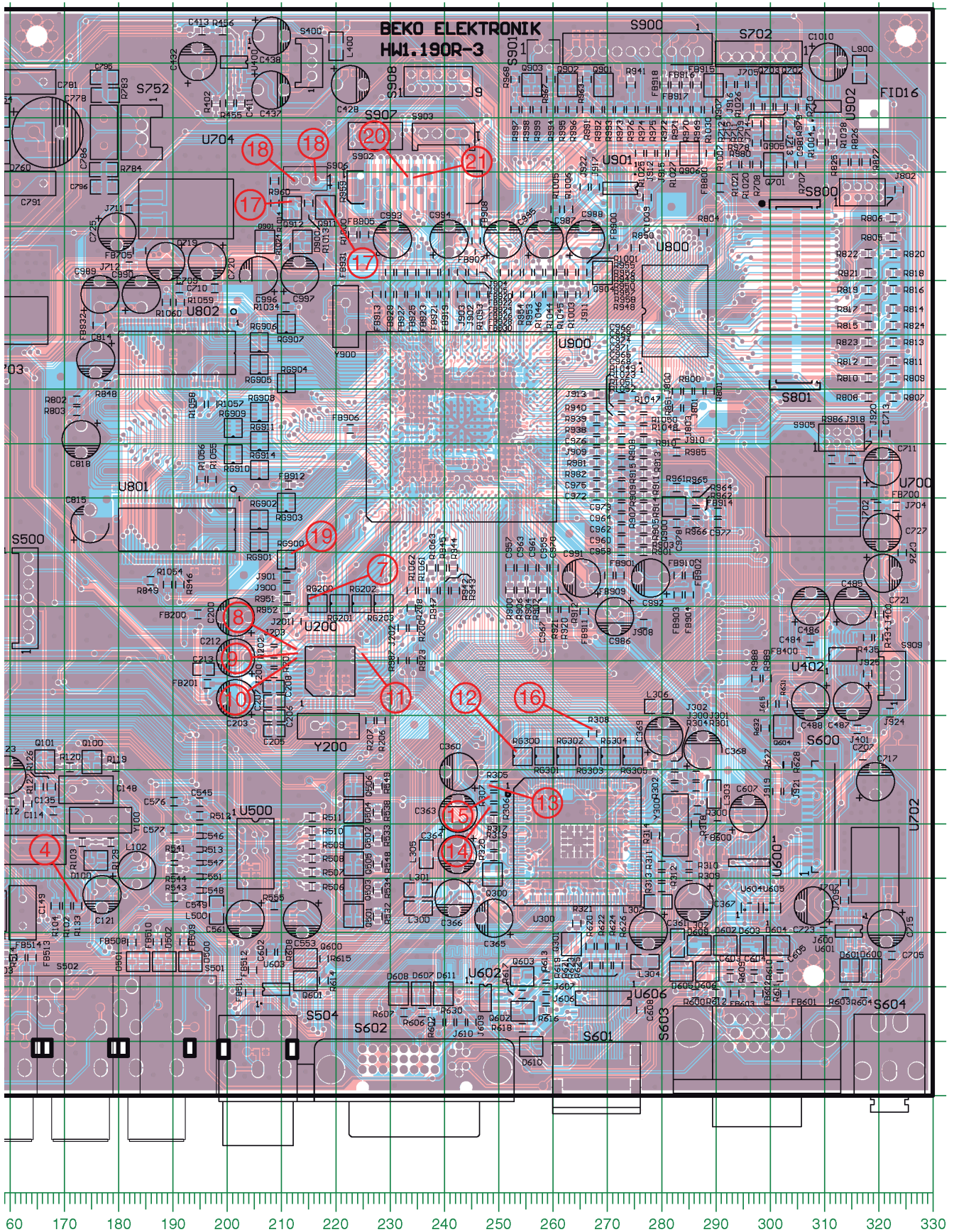
Chassisplatte / Chassis Board - HW1.190R-3

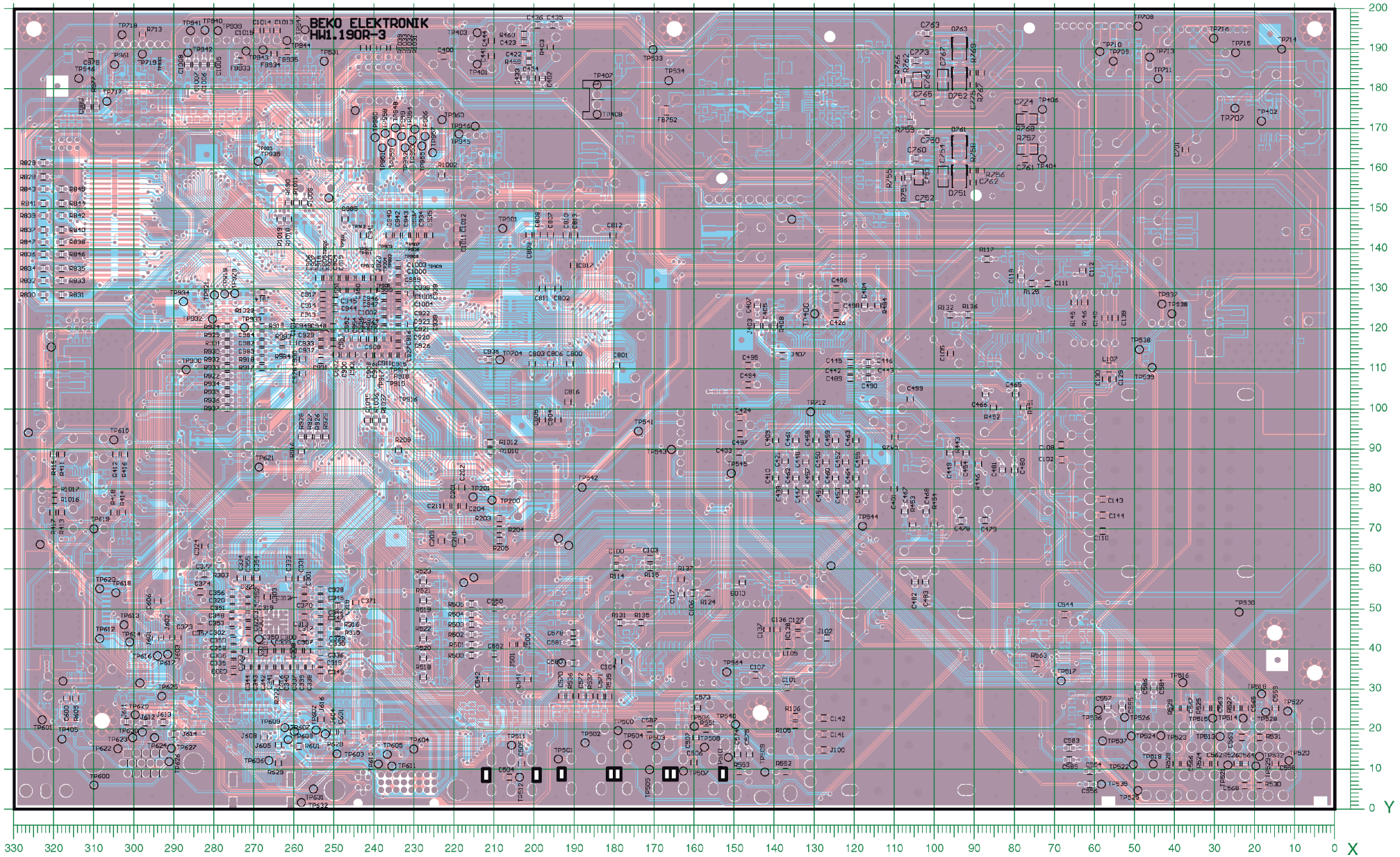
Sicht auf Bestückungsseite / View on Component Side



Chassisplatte / Chassis Board - HW1.190R-3

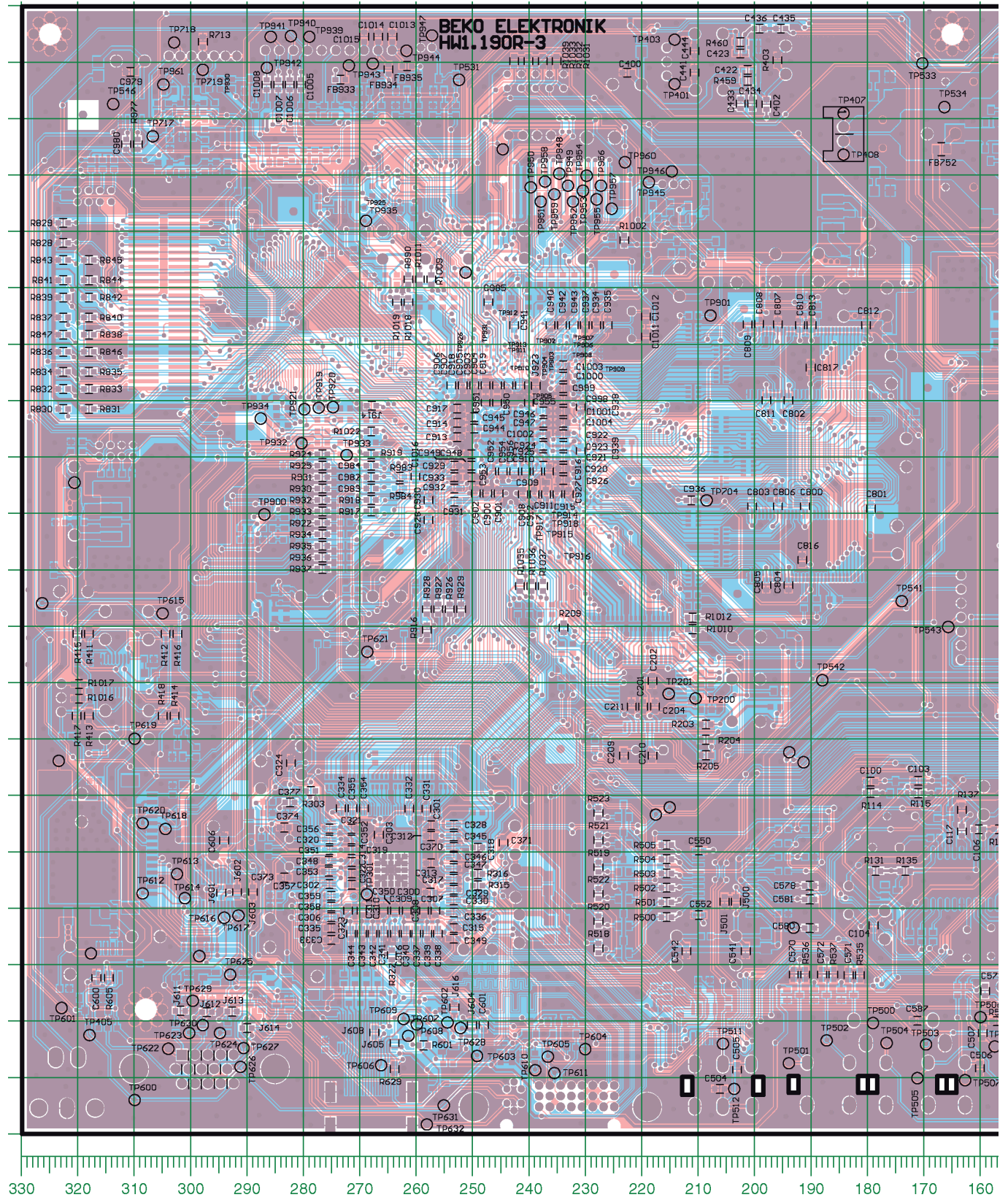
Sicht auf Bestückerseite / View on Component Side





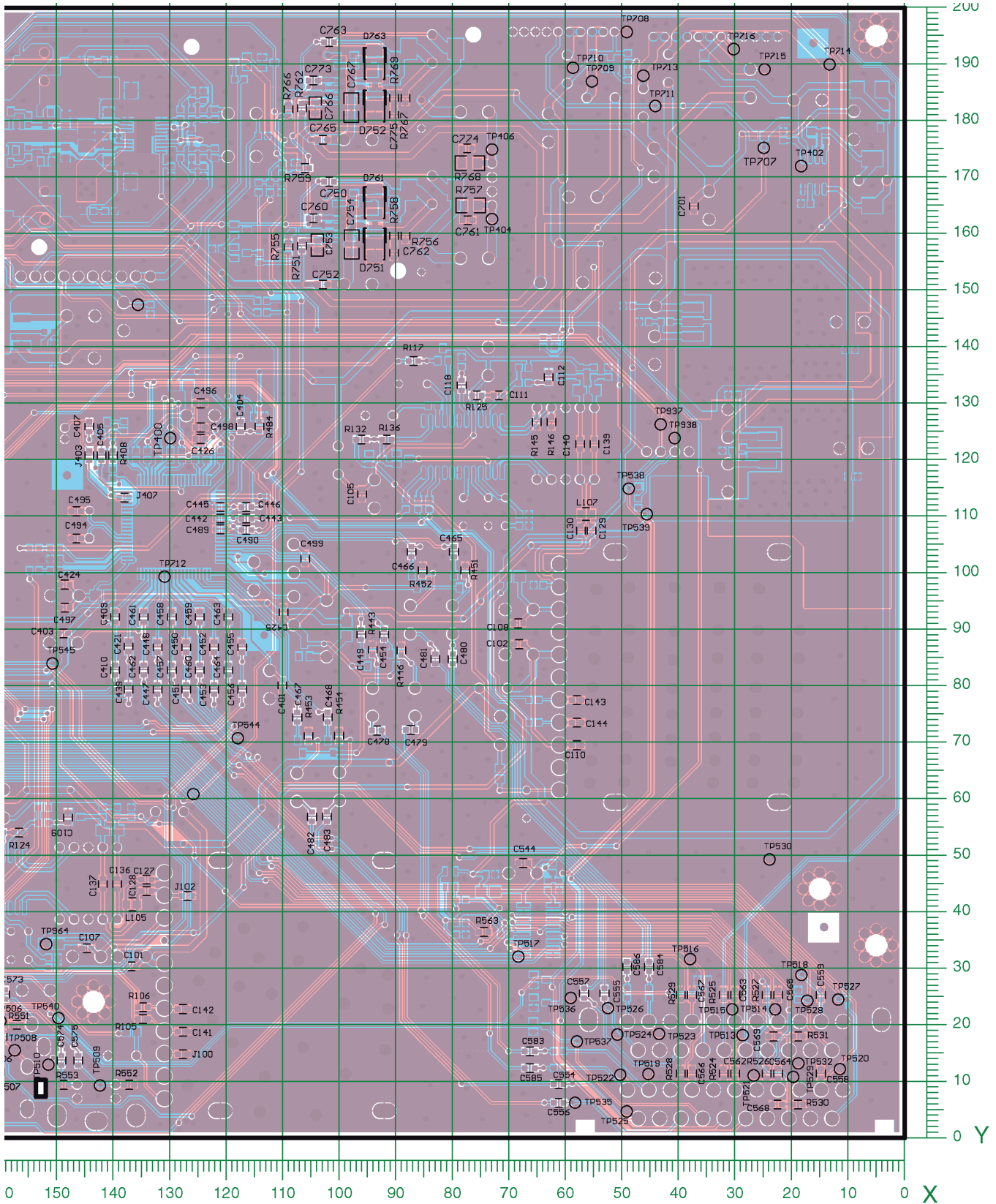
Chassisplatte / Chassis Board - HW1.190R-3

Sicht auf Lötseite / View on Solder Side



Chassisplatte / Chassis Board - HW1.190R-3

Sicht auf Lötseite / View on Solder Side



Koordinaten für die Bauteile der Chassisplatte HW1.190R-3 (* Bauteile der Lötseite)
Coordinates of the Components of Chassis Board HW1.190R-3 (* components of Solder Side)

Pos.-Nr./ Pos. No.	Koordinaten/ Coordinates		Pos.-Nr./ Pos. No.	Koordinaten/ Coordinates		Pos.-Nr./ Pos. No.	Koordinaten/ Coordinates		Pos.-Nr./ Pos. No.	Koordinaten/ Coordinates		Pos.-Nr./ Pos. No.	Koordinaten/ Coordinates				
	X	Y		X	Y		X	Y		X	Y		X	Y	X	Y	
C100*	180	62	C316*	264	36	C443*	116	110	C578*	190	44	C792	117	181	C973	273	108
C1000*	234	134	C317*	253	45	C444*	211	192	C580*	190	37	C793	141	164	C974	273	114
C1001*	234	128	C318*	249	51	C445*	121	112	C581*	190	42	C794	124	174	C975	268	112
C1002*	238	124	C319*	272	50	C446*	116	112	C582	68	47	C795	177	187	C976	268	121
C1003*	234	136	C320*	275	52	C447*	132	79	C583*	66	15	C796	177	167	C977	290	105
C1004*	234	126	C321*	272	54	C448*	132	87	C584*	45	30	C797	61	151	C978	283	105
C1005*	281	186	C322*	272	46	C449*	96	89	C585*	66	12	C800*	191	111	C979*	311	188
C1006*	283	186	C323*	272	40	C450*	127	87	C586*	49	30	C801*	179	111	C980*	311	176
C1007*	285	186	C324*	282	66	C451*	127	79	C587*	171	20	C802*	194	130	C981	304	176
C1008*	287	186	C328*	253	55	C452*	122	87	C600*	317	28	C803*	201	111	C982*	268	116
C1009	277	165	C329*	253	43	C453*	122	79	C601*	248	19	C804*	194	97	C983*	268	114
C1011*	137	30	C330*	253	41	C454*	92	89	C602	208	26	C805*	198	97	C984*	268	119
C1010	311	190	C331*	258	58	C455*	117	87	C603	293	24	C806*	196	111	C985*	247	147
C1011*	219	141	C332*	261	58	C456*	117	79	C604	297	24	C807*	196	144	C986	271	88
C1012*	219	145	C333*	275	34	C457*	130	83	C605	302	24	C808*	199	144	C987	258	158
C1013*	264	195	C334*	273	58	C458*	130	92	C606*	294	52	C809*	201	144	C988	266	158
C1014*	267	195	C335*	275	37	C459*	125	92	C607	296	52	C810*	192	143	C989	177	148
C1015*	269	195	C336*	253	39	C460*	125	83	C608	276	16	C811*	198	130	C990	184	148
C1016*	260	117	C337*	260	36	C461*	135	92	C700	35	165	C812*	180	143	C991	265	95
C102*	68	87	C338*	256	36	C462*	135	83	C701*	37	165	C813*	190	143	C992	278	95
C103*	171	63	C339*	258	36	C463*	120	92	C702	49	147	C814	176	136	C993	230	158
C104*	179	37	C340*	262	36	C464*	120	83	C704	10	139	C815	175	105	C994	241	158
C105*	96	114	C341*	266	36	C465*	80	104	C705	322	26	C816*	192	102	C995	251	158
C106*	157	54	C342*	268	36	C466*	87	104	C706	151	137	C817*	190	136	C996	206	151
C107*	145	34	C343*	270	36	C467*	107	74	C707	317	63	C818	173	121	C997	213	151
C108*	68	91	C344*	272	36	C468*	102	74	C708	133	147	C900*	248	114	C998*	234	130
C109*	148	57	C345*	253	53	C469	150	104	C709	191	149	C901*	245	114	C999*	234	132
C110*	58	69	C346*	253	49	C470	150	102	C710	198	149	C902*	250	114	D1	5	34
C111*	72	131	C347*	253	47	C471	150	100	C711	321	116	C903*	246	133	D100	176	43
C112*	63	135	C348*	276	48	C472	94	77	C712	44	150	C904*	244	133	D101	94	120
C114	163	54	C349*	253	35	C473	87	77	C713	321	122	C905*	248	133	D102	89	120
C116	78	133	C350*	264	40	C474	80	92	C714	10	144	C906*	254	133	D103	140	54
C117*	163	54	C351*	275	50	C475	87	92	C715	321	31	C907*	252	133	D103a	141	54
C118*	78	133	C352*	272	52	C476	108	62	C716	146	138	C908*	241	113	D104	56	132
C119	137	32	C353*	276	47	C477	100	62	C717	319	58	C909*	241	118	D104a	56	132
C120	68	85	C354*	269	58	C478*	93	72	C718	138	145	C910*	239	118	D2	144	24
C121	177	37	C355*	271	58	C479*	87	72	C719	189	154	C911*	237	113	D3	308	22
C122	94	114	C356*	275	54	C480*	80	85	C720	196	154	C912*	239	113	D4	325	195
C123	159	59	C357*	272	44	C481*	83	85	C721	321	96	C913*	253	124	D400	106	86
C124	145	32	C358*	275	40	C482*	105	57	C722	44	139	C914*	253	126	D401	102	90
C125	68	93	C359*	275	42	C483*	102	57	C723	308	35	C915*	235	113	D402	118	157
C126	74	137	C360	243	60	C484	307	84	C724	146	145	C916*	237	118	D403	118	190
C127*	134	46	C361	278	30	C485	315	90	C725	180	159	C917*	253	129	D5	165	195
C128*	134	44	C363	243	52	C486	308	90	C726	324	100	C918*	250	133	D500	193	25
C129*	55	107	C364	242	44	C487	315	73	C727	321	104	C919*	242	133	D501	184	25
C130*	57	107	C365	249	33	C488	307	73	C728	9	179	C920*	234	118	D502	188	25
C131	158	34	C366	242	36	C489*	121	108	C729	17	184	C921*	234	120	D504	65	20
C132	155	34	C367	286	36	C490*	116	108	C730	17	165	C922*	234	124	D505	36	27
C133	74	111	C368	288	64	C491	130	171	C731	57	166	C923*	234	122	D506	65	28
C134	71	111	C369	280	66	C494*	147	106	C732	63	179	C924*	238	122	D507	65	24
C135	168	52	C370*	253	51	C495*	147	111	C733	31	126	C925*	238	120	D6	5	195
C136*	139	45	C371*	245	52	C496*	125	130	C734	30	131	C926*	234	116	D600	319	23
C137*	142	45	C373*	283	45	C497*	149	94	C735	9	122	C927*	233	113	D601	315	23
C138	83	129	C374*	283	54	C498*	125	126	C736	9	117	C928*	258	109	D602	292	28
C139*	55	123	C377*	282	59	C499*	106	102	C737	31	117	C929*	253	119	D603	297	28
C140*	57	123	C400*	223	188	C500	115	99	C738	44	173	C930*	258	112	D604	302	28
C141*	128	19	C401*	110	80	C501	149	96	C750*	102	169	C931*	253	112	D605	284	23
C142*	128	23	C402*	198	183	C502	125	128	C751	97	151	C932*	253	114	D606	289	23
C143*	58	77	C403*	149	89	C503	73	47	C752*	103	151	C933*	253	116	D607	236	19
C144*	58	73	C404*	117	126	C504*	206	8	C753*	104	158	C934*	228	143	D608	232	19
C145	154	26	C405*	142	121	C505*	203	11	C754*	98	158	C935*	226	143	D609	287	28
C146	72	72	C406	140	121	C506*	160	12	C755	104	160	C936*	211	112	D610	256	9
C147	138	14	C407*	144	126	C507*	160	18	C756	109	157	C937*	230	143	D611	240	19
C148	174	56	C408	140	92	C541*	202	32	C757	76	156	C938*	231	129	D7	15	44
C149	162	34	C409*	140	92	C542*	212	32	C758	91	163	C939*	231	121	D700	6	186
C150	67	59	C410*	140	83	C544*	67	49	C759	86	156	C940*	236	143	D701	3	180
C151	87	133	C411	203	183	C545	195	54	C760*	105	163	C941*	243	143	D750	92	166
C152	78	111	C412	135	92	C546	195	49	C761*	77	162	C942*	234	143	D751*	94	158
C153	151	32	C413	195	196	C547	195	44	C762*	90	157	C943*	232	143	D752*	94	183
C154	67	110	C414	132	87	C548	195	39	C763*	102	194	C944*	250	125	D753	92	191
C200	202	88	C415	130	92	C549	195	37	C764	97	177	C945*	250	127	D754	158	180
C201*	220	76	C416	127	87	C550*	210	50	C765*	103	177	C946*	238	128	D755	152	180
C202*	218	80	C417	125	92	C551	195	42	C766*	104	182	C947*	238	126	D756	139	185
C203	202	73	C418	122	87	C552*	210	39	C767*	98	182	C948*	250	121	D757	145	181
C204*	218	76	C419	120	92	C553	214	32	C768	104	184	C949*	250	119	D758	152	174
C205	209	67	C420	117	87	C554*	61	10	C769	109	182	C950*	246	130	D759	139	169
C206	209	70	C421*	137	87	C555*	53	26	C770	76	182	C951*	248	130	D760	158	174
C207	209	73	C422*	201	189	C556*	61	6	C771	91	187	C952*	247	118	D761*	94	165
C208	209	75	C423*	203	192	C557*	57	26	C772	86	181	C953*	250	116	D762	96	166
C209*	223	67	C424*	149	98	C558*	15	11	C773*	105	187	C954*	245	118	D763*	94	190
C210*	218	67	C425*	110	93	C559*	15	25	C774*	77	175	C955*	240	130	D764	96	191
C211*	222	76	C426*	125	124	C561	203	32	C775*	90	181	C956*	243	118	D765	145	173
C212	202	81	C427	11													

Koordinaten für die Bauteile der Chassisplatte HW1.190R-3 (* Bauteile der Lötseite)
 Coordinates of the Components of Chassis Board HW1.190R-3 (* components of Solder Side)

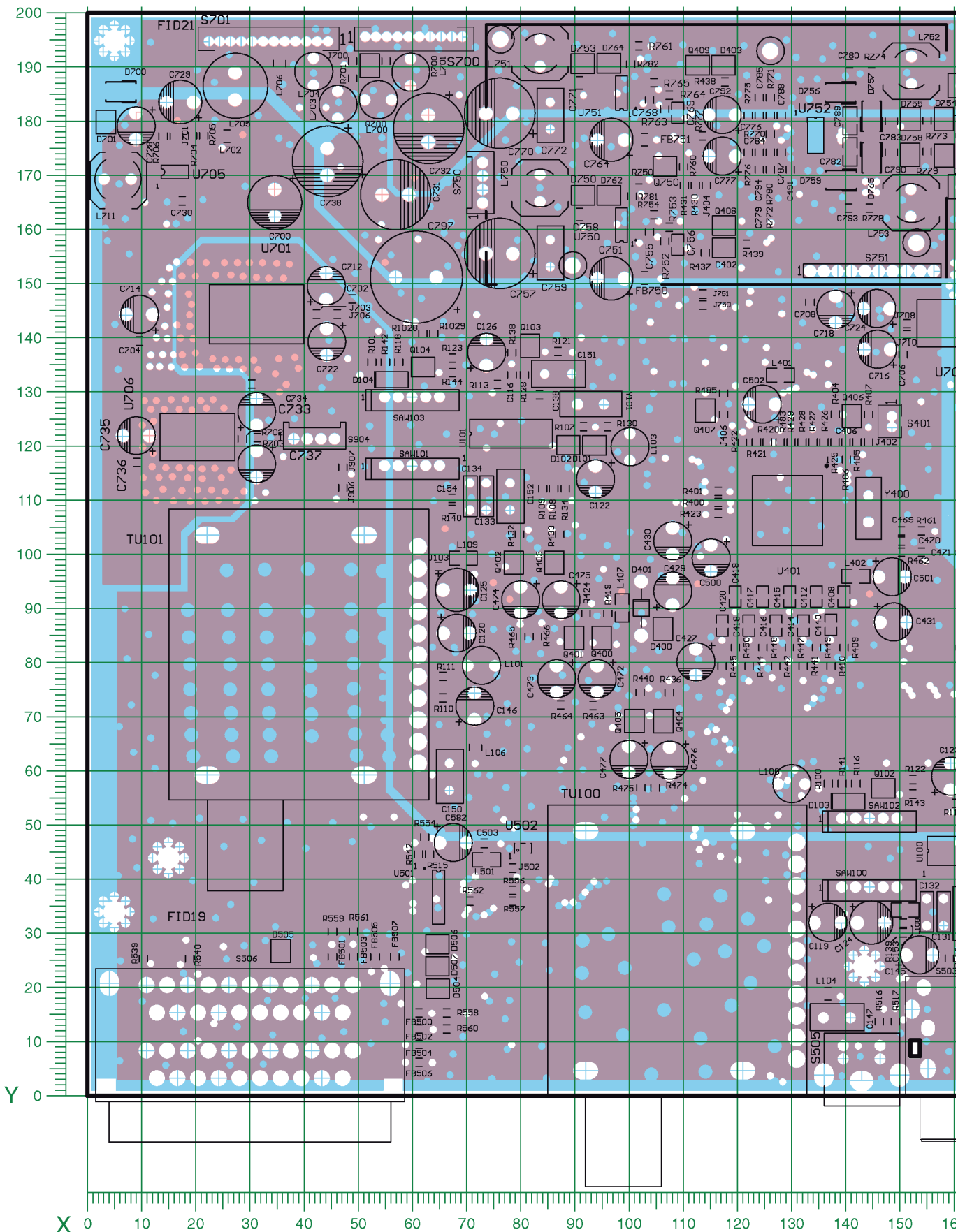
Pos.-Nr./ Pos. No.	Koordinaten/ Coordinates		Pos.-Nr./ Pos. No.	Koordinaten/ Coordinates		Pos.-Nr./ Pos. No.	Koordinaten/ Coordinates		Pos.-Nr./ Pos. No.	Koordinaten/ Coordinates		Pos.-Nr./ Pos. No.	Koordinaten/ Coordinates		Pos.-Nr./ Pos. No.	Koordinaten/ Coordinates	
	X	Y		X	Y		X	Y		X	Y		X	Y		X	Y
FB510	187	28	J709	314	36	Q409	113	190	R112	160	54	R430	112	168	R562	71	36
FB511	204	19	J710	151	141	Q501	223	33	R113	76	131	R431	110	168	R563*	74	36
FB512	205	23	J711	182	163	Q502	223	48	R114*	180	60	R432	80	104	R600	286	19
FB513	164	25	J712	182	153	Q503	223	38	R115*	171	60	R433	87	104	R601*	259	16
FB514	162	25	J713	304	171	Q504	223	52	R116	142	58	R434	320	84	R602*	239	14
FB600	290	49	J714	304	182	Q505	223	43	R117*	87	137	R435	318	84	R603	314	19
FB601	303	19	J715	298	182	Q506	223	57	R118	57	135	R436	107	74	R604	317	19
FB602	298	19	J750	114	146	Q600	214	25	R119	180	60	R437	114	156	R605*	315	28
FB603	294	19	J751	114	148	Q601	214	21	R120	171	60	R438	118	187	R606	236	15
FB700	319	111	J800	283	130	Q602	214	16	R121	87	137	R439	122	157	R607	233	15
FB705	184	156	J801	287	130	Q603	254	22	R122	152	58	R440	102	74	R608	210	26
FB750	103	151	J802	324	167	Q604	302	68	R123	67	136	R441	132	79	R609	293	22
FB751	103	177	J803	285	127	Q700	52	190	R124*	160	54	R442	127	79	R610	297	22
FB752*	167	175	J900	211	94	Q701	301	171	R125*	76	131	R443*	94	86	R611	302	22
FB800	291	167	J901	211	96	Q702	304	186	R126	168	57	R444	122	79	R612	290	19
FB900	271	156	J902	245	147	Q703	300	186	R127	165	57	R445	117	79	R613	259	22
FB901	272	96	J903	243	147	Q750	107	172	R128	81	133	R446*	89	86	R614	218	21
FB902	285	96	J904	245	152	Q900	282	108	R129	179	47	R447	130	83	R615	218	25
FB903	283	92	J905	243	152	Q901	269	186	R130	96	124	R448	125	83	R616	259	16
FB904	285	92	J906	47	112	Q902	263	186	R131*	179	47	R449	135	83	R617	254	19
FB905	225	158	J907	47	116	Q903	256	186	R132*	96	124	R450	120	83	R618	254	13
FB906	223	123	J908	277	87	Q904	269	152	R133	172	35	R451*	78	100	R619	266	24
FB907	246	157	J909	268	119	Q905	301	178	R134	88	112	R452*	85	100	R620	267	28
FB908	246	161	J910	283	122	Q906	285	173	R135*	173	47	R453*	105	71	R621	268	24
FB909	270	96	J911	266	148	Q907	290	186	R136*	92	124	R454*	100	71	R622	269	28
FB910	283	96	J912	278	173	Q911	218	164	R137*	163	58	R455	200	183	R623	270	24
FB911	266	89	J913	268	129	Q912	212	163	R138	78	137	R456	199	196	R624	271	28
FB912	211	112	J914*	268	129	R100	137	58	R139	151	30	R459*	201	187	R625	272	24
FB913	228	147	J915	280	173	R1000	223	158	R140	67	108	R460*	203	194	R626	273	28
FB914	290	107	J916	293	186	R1001	266	152	R141	139	58	R461	154	104	R627	301	61
FB915	287	186	J917	268	167	R1002*	223	158	R142	55	135	R462	154	100	R628	303	61
FB916	285	186	J918	315	117	R1003	264	147	R143	152	56	R463	93	72	R629*	264	12
FB917	283	186	J919	301	56	R1004	309	176	R144	67	134	R464	87	72	R630	301	14
FB918	280	186	J920	319	122	R1005	260	163	R145*	65	127	R465	80	85	R631	242	72
FB919	240	147	J921	303	56	R1006	263	163	R146*	62	127	R466	83	85	R632	299	68
FB920	240	152	J922	266	167	R1007	289	173	R200	234	86	R474	105	57	R700	55	191
FB921	238	147	J923*	239	133	R1009*	257	152	R201	209	80	R475	102	57	R701	49	188
FB922	238	152	J924	322	71	R101	52	135	R202	209	82	R483	128	121	R702	29	121
FB923	236	147	J925	318	78	R1010*	211	90	R203*	209	73	R484*	114	126	R703	31	122
FB924	236	152	L100	130	58	R1011*	259	152	R204*	209	70	R485	117	130	R704	19	177
FB925	234	147	L101	73	80	R1012*	211	92	R205*	209	67	R500*	216	38	R705	21	177
FB926	234	152	L102	183	41	R1013	215	164	R206	228	69	R501*	216	41	R706	14	177
FB927	232	147	L103	100	120	R1014	209	164	R207	226	69	R502*	216	44	R707	306	171
FB928	232	152	L104	137	19	R1016*	320	77	R208	234	90	R503*	216	46	R708	298	171
FB929	230	147	L105*	137	41	R1017*	320	80	R209*	234	90	R504*	216	49	R709	302	182
FB930	230	152	L106	72	64	R1018*	261	147	R300	287	53	R505*	216	51	R710	306	182
FB931	219	152	L107*	56	110	R1019*	264	147	R301	286	57	R506	216	38	R711	300	182
FB932	177	142	L108	151	34	R102	170	35	R302	279	61	R507	216	41	R712	296	182
FB933*	274	187	L109	69	99	R1020	296	171	R303*	279	61	R508	216	44	R713*	298	194
FB934*	265	189	L300	235	35	R1021	293	171	R304	282	57	R509	216	46	R750	102	169
FB935*	262	189	L301	235	38	R1022*	268	125	R305	249	57	R510	216	49	R751*	107	158
J100*	128	15	L302	283	28	R1023	273	125	R306	249	53	R511	216	51	R752	107	158
J102*	127	43	L303	290	55	R1024	211	156	R307	249	55	R512	195	52	R753	107	160
J103	65	98	L304	277	25	R1025	276	173	R308	267	67	R513	195	47	R754	105	163
J200	209	78	L305	237	44	R1026	295	186	R309	285	40	R514	159	25	R755*	109	158
J201	213	87	L306	280	72	R1027	282	173	R310	285	42	R515	63	45	R756*	88	160
J202	232	86	L307	279	36	R1028	62	141	R311	280	42	R516	146	14	R757*	77	165
J203	209	84	L400	220	193	R1029	64	141	R312	280	40	R517	149	14	R758*	90	160
J300	282	59	L401	128	133	R103	173	47	R313	280	38	R518*	228	33	R759*	106	172
J301	286	59	L402	142	96	R1030	289	181	R314	279	48	R519*	228	47	R760	110	172
J302	282	61	L407	99	90	R1031*	235	191	R315*	249	44	R520*	228	38	R761	102	194
J400	320	89	L500	198	34	R1032*	238	190	R316*	249	46	R521*	228	52	R762*	107	182
J401	316	67	L501	74	44	R1033*	240	190	R317	249	51	R522*	228	43	R763	107	182
J402	144	121	L700	54	184	R1034	211	145	R318	286	50	R523*	228	57	R764	107	185
J403*	144	121	L701	60	189	R1035*	242	97	R319	249	46	R524*	32	11	R765	105	187
J404	114	168	L702	26	177	R1036*	240	97	R320	249	44	R525*	32	25	R766*	109	182
J406	117	126	L703	46	183	R1037*	238	97	R321	264	32	R526*	24	11	R767*	88	184
J407*	138	113	L704	42	189	R1038	311	176	R322*	264	32	R527*	24	25	R768*	77	173
J500*	203	41	L705	27	187	R1039*	243	190	R400	116	110	R528*	40	11	R769*	90	184
J501*	205	41	L706	35	191	R104	168	35	R401	116	112	R529*	40	25	R770	126	181
J502	78	42	L711	6	169	R1044	259	147	R402	198	183	R530*	19	6	R771	126	184
J600	310	30															

Koordinaten für die Bauteile der Chassisplatte HW1.190R-3 (* Bauteile der Lötseite)
Coordinates of the Components of Chassis Board HW1.190R-3 (* components of Solder Side)

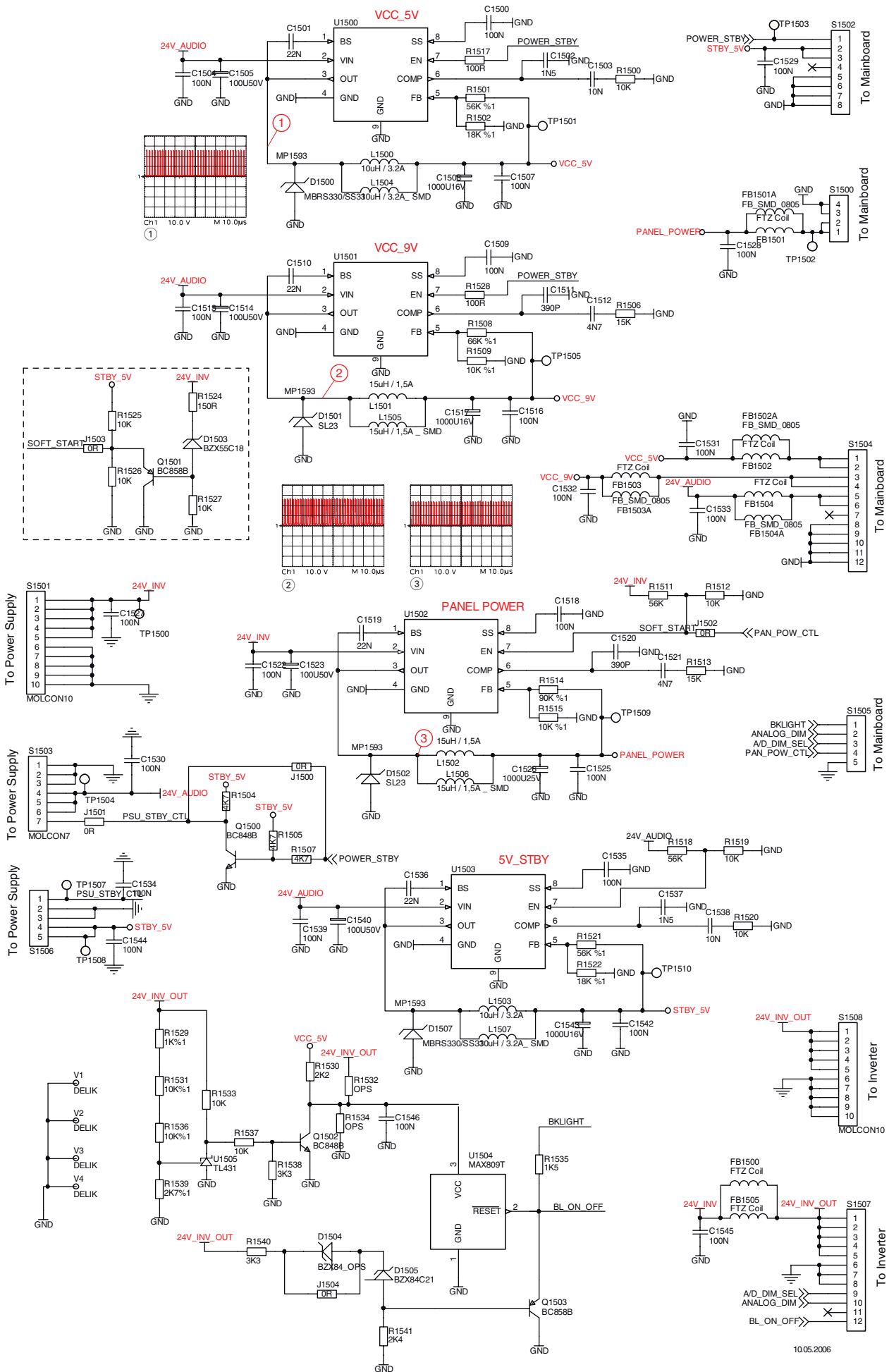
Pos.-Nr./ Pos. No.	Koordinaten/ Coordinates		Pos.-Nr./ Pos. No.	Koordinaten/ Coordinates		Pos.-Nr./ Pos. No.	Koordinaten/ Coordinates		Pos.-Nr./ Pos. No.	Koordinaten/ Coordinates		Pos.-Nr./ Pos. No.	Koordinaten/ Coordinates		Pos.-Nr./ Pos. No.	Koordinaten/ Coordinates	
	X	Y		X	Y		X	Y		X	Y		X	Y		X	Y
R814	323	145	R934*	277	106	RG301	258	62	TP502*	187	17	TP627*	291	15	TP946*	215	171
R815	318	142	R935*	277	104	RG302	263	62	TP503*	170	16	TP628*	252	19	TP947*	257	195
R816	323	148	R936*	277	102	RG303	267	62	TP504*	177	16	TP629*	300	24	TP948*	235	170
R817	318	145	R937*	277	100	RG304	271	62	TP505*	171	10	TP630*	298	19	TP949*	233	168
R818	323	151	R938	268	123	RG305	275	62	TP506*	160	21	TP631*	255	5	TP950*	240	168
R819	318	148	R939	268	125	RG900	211	99	TP507*	163	10	TP632*	258	2	TP951*	238	165
R820	323	155	R940	268	127	RG901	206	102	TP508*	157	15	TP700*	321	116	TP952*	232	165
R821	318	151	R941	274	186	RG902	206	106	TP509*	142	9	TP701*	136	147	TP953*	231	167
R822	318	155	R942	242	93	RG903	211	109	TP510*	152	13	TP702*	318	32	TP954*	230	170
R823	318	139	R943	240	93	RG904	211	131	TP511*	206	16	TP703*	323	66	TP955*	228	166
R824	323	142	R944	242	97	RG905	206	135	TP512*	204	8	TP704*	209	112	TP956*	227	168
R825	314	172	R945	240	97	RG906	206	139	TP513*	29	18	TP705*	299	32	TP957*	225	164
R826	316	172	R946	191	94	RG907	211	142	TP514*	23	23	TP706*	326	94	TP958*	237	169
R827	318	172	R947	238	93	RG908	206	126	TP515*	30	23	TP707*	25	175	TP959*	236	167
R828*	323	158	R948	251	152	RG909	201	123	TP516*	38	32	TP708*	49	196	TP960*	223	172
R829*	323	162	R949	259	152	RG910	201	118	TP517*	68	32	TP709*	55	187	TP961*	305	186
R830*	323	129	R950	257	152	RG911	206	121	TP518*	18	29	TP710*	59	189	TP964*	152	34
R831*	318	129	R951	211	92	RG914	206	115	TP519*	45	11	TP711*	44	183	TU100	112	27
R832*	323	132	R952	211	90				TP520*	11	12	TP712*	131	99	TU101	42	81
R833*	318	132	R953	255	147	S400	216	190	TP521*	27	11	TP713*	46	188			
R834*	323	135	R954	253	147	S401	149	125	TP522*	50	11	TP714*	13	190	U100	163	45
R835*	318	135	R955	264	152	S500	163	92	TP523*	43	18	TP715*	25	189	U101	78	122
R836*	323	139	R956	261	152	S501	187	13	TP524*	51	18	TP716*	30	193	U200	219	78
R837*	323	145	R957	255	152	S502	173	13	TP525*	49	5	TP717*	307	177	U300	265	47
R838*	318	142	R958	253	152	S503	159	13	TP526*	52	23	TP718*	303	194	U400	201	190
R839*	323	148	R959	220	168	S504	206	9	TP527*	12	25	TP719*	298	189	U401	129	108
R840*	318	145	R960	209	168	S505	143	6	TP528*	17	24	TP900*	287	110	U402	313	81
R841*	323	151	R961	283	112	S506	30	11	TP529*	20	11	TP901*	208	145	U500	205	45
R842*	318	148	R962	286	107	S600	309	51	TP530*	24	49	TP902*	235	141	U501	65	37
R843*	323	155	R963	266	187	S601	268	5	TP531*	252	187	TP903*	236	134	U502	80	46
R844*	318	151	R964	286	109	S602	234	5	TP532*	19	13	TP904*	236	133	U600	296	43
R845*	318	155	R965	286	112	S603	298	11	TP533*	170	190	TP905*	236	132	U601	315	30
R846*	318	139	R966	286	105	S604	322	9	TP534*	166	182	TP906*	233	140	U602	248	18
R847*	323	142	R967	260	187	S700	60	196	TP535*	58	6	TP907*	233	141	U603	209	20
R848	178	131	R968	253	187	S701	33	195	TP536*	59	25	TP908*	232	137	U604	296	35
R849	186	95	R969	287	182	S702	298	191	TP537*	58	17	TP909*	232	136	U605	300	35
R850	275	156	R970	285	182	S750	73	169	TP538*	49	115	TP910*	245	136	U606	269	18
R851	283	127	R971	283	182	S751	145	152	TP539*	46	110	TP911*	244	139	U700	309	108
R900	252	93	R972	280	182	S752	184	177	TP540*	150	21	TP912*	246	146	U701	33	144
R901	277	100	R973	272	182	S800	317	166	TP541*	174	94	TP913*	244	140	U702	319	42
R902	258	93	R974	276	182	S801	305	147	TP542*	188	80	TP914*	237	110	U703	159	143
R903	277	102	R975	278	182	S900	276	192	TP543*	166	90	TP915*	237	108	U704	191	163
R904	256	93	R976	274	182	S901	258	193	TP544*	118	71	TP916*	235	102	U705	16	171
R905	277	104	R977*	309	176	S902	235	167	TP545*	151	84	TP917*	238	110	U706	21	122
R906	254	93	R978	298	179	S903	240	177	TP546*	314	183	TP918*	237	109	U750	99	161
R907	277	106	R979	304	179	S904	42	121	TP600*	310	6	TP919*	277	129	U751	99	185
R908	277	119	R980	298	175	S905	313	121	TP601*	323	22	TP920*	275	129	U752	134	177
R909	277	110	R981	268	116	S906	214	168	TP602*	255	20	TP921*	280	129	U800	283	144
R910	277	121	R982	268	114	S907	227	177	TP603*	249	14	TP922*	251	153	U801	191	104
R911	277	112	R983*	263	117	S908	239	187	TP604*	230	15	TP923*	272	189	U802	191	137
R912	260	93	R984*	263	115	S909	323	77	TP605*	237	14	TP924*	245	175	U900	243	123
R913	277	116	R985	283	119	SAW100	144	39	TP606*	266	12	TP925*	269	164	U901	272	167
R914	277	108	R986	311	117	SAW101	60	116	TP607*	262	20	TP926*	252	136	U902	311	182
R915	277	114	R987	232	80	SAW102	144	51	TP608*	261	17	TP927*	191	66	Y100	177	51
R916*	258	89	R988	297	77	SAW103	60	129	TP609*	260	19	TP928*	194	68	Y101	93	128
R917*	268	110	R989	299	77	TP100*	193	37	TP610*	239	11	TP929*	215	58	Y200	219	68
R918*	268	112	R990*	261	152	TP101*	126	61	TP611*	236	11	TP930*	292	184	Y300	283	50
R919*	268	121	R991	266	182	TP200*	211	77	TP612*	309	43	TP931*	248	140	Y400	144	108
R920	262	90	R992	268	182	TP201*	215	78	TP613*	303	46	TP932*	280	123			
R921	260	90	R993	270	182	TP300*	271	42	TP614*	301	42	TP933*	272	120	Y900	222	143
R922*	277	108	R994	260	182	TP301*	269	43	TP615*	305	92	TP934*	288	127			
R923	234	80	R995	262	182	TP400*	130	124	TP616*	294	38	TP935*	269	162			
R924*	277	121	R996	264	182	TP401*	214	186	TP617*	292	39	TP936*	218	57			
R925*	277	119	R997	253	182	TP402*	18	172	TP618*	305	54	TP937*	43	126			
R926*	254	93	R998	255	182	TP403*	214	194	TP619*	310	70	TP938*	41	124			
R927*	256	93	R999	257	182	TP404*	73	163	TP620*	309	55	TP939*	279	195			
R928*	258	93				TP405*	318	18	TP621*	269	86	TP940*	282	195			
R929*	252	93	RG200	217	91	TP406*	73	175	TP622*	304	15	TP941*	286	195			
R930*	277	114	RG201	221	91	TP407*	184	181	TP623*	300	18	TP942*	287	189			
R931*	277	116	RG202	225	91	TP408*	184	174	TP624*	295	18	TP943*	268	190			
R932*	277	112	RG203	229	91												
R933*	277	110	RG300	254	62	TP500*	179	20	TP625*	293	28	TP944*	262	192			
						TP501*	194	13	TP626*	291	12	TP945*	219	169			

Chassisplatte / Chassis Board - HW1.190R-3

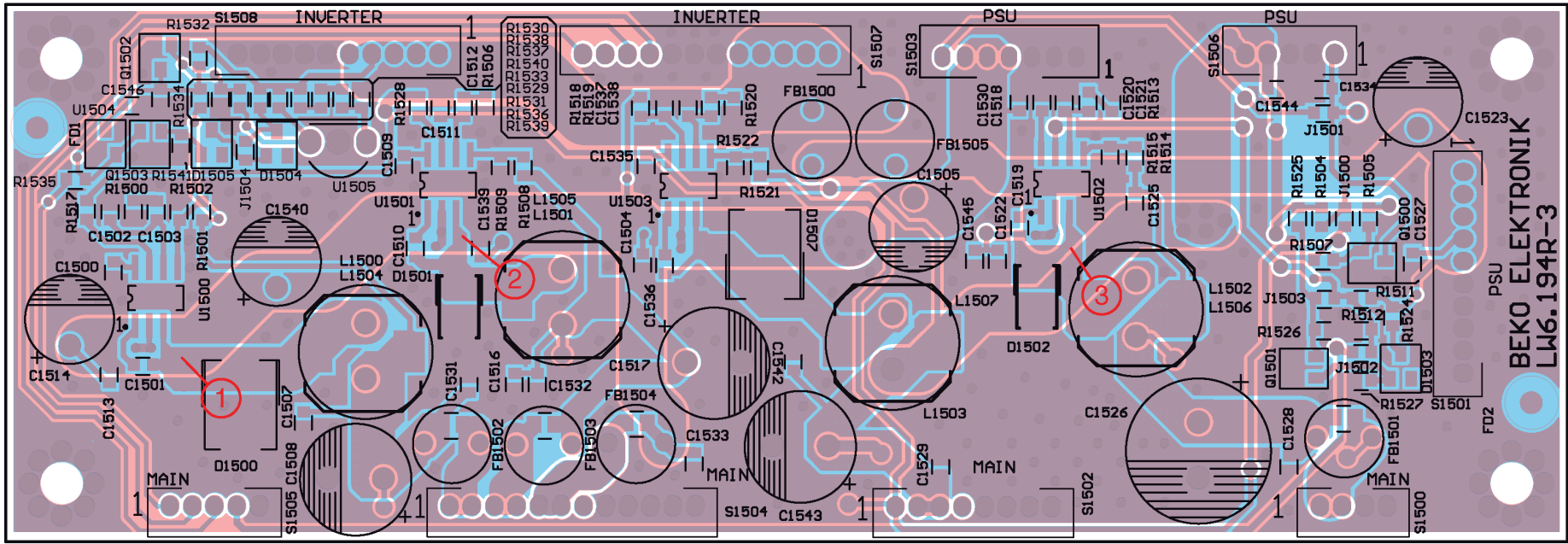
Sicht auf Bestückungsseite DC/GND-Layer / View on Component Side DC/GND Layer



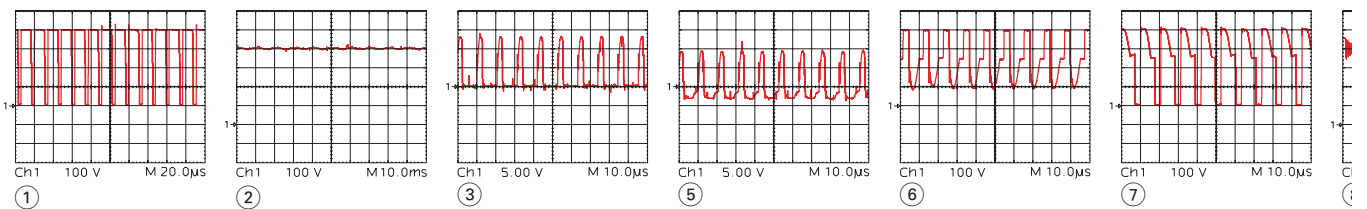
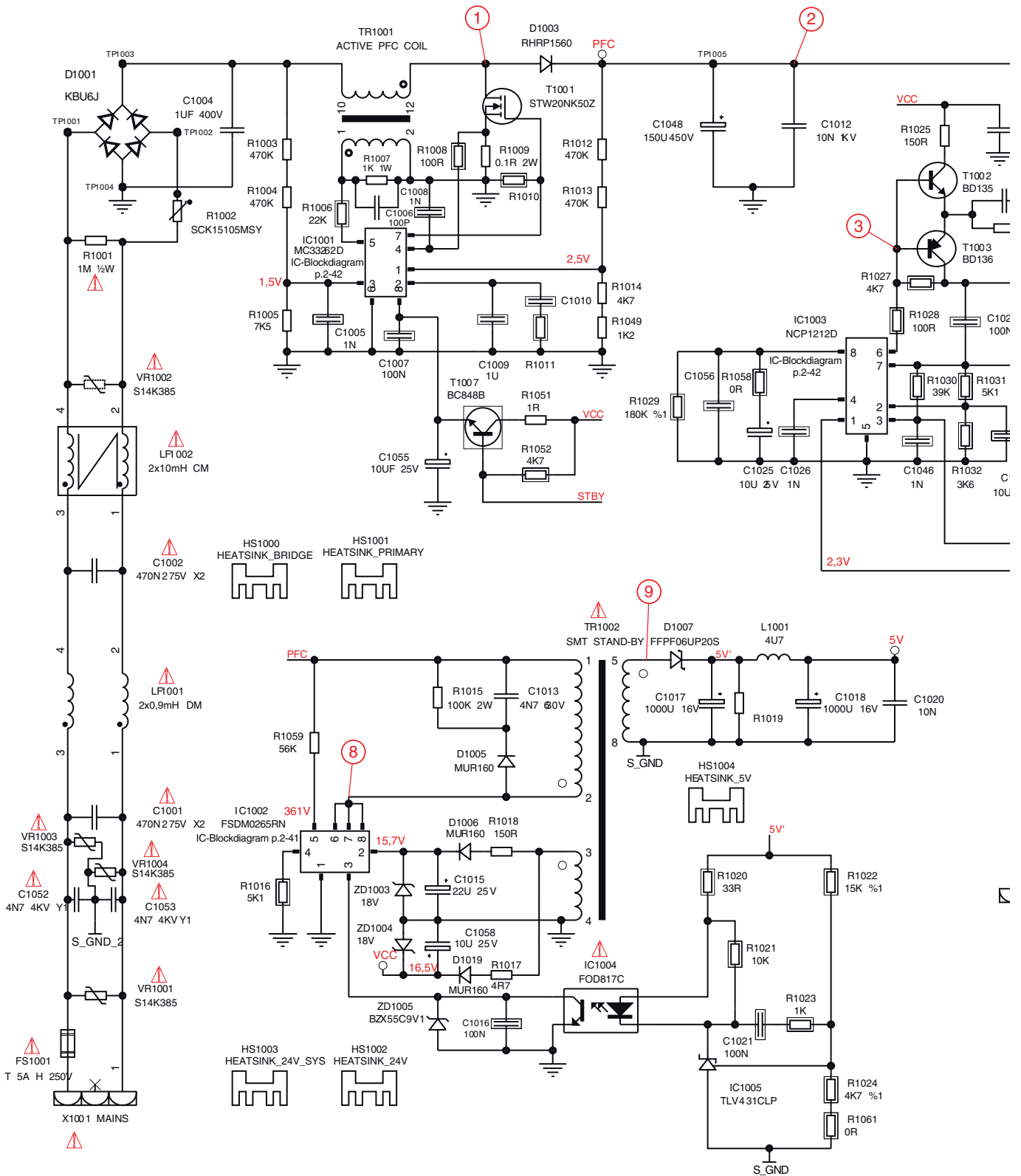
Power Supply LW6.194



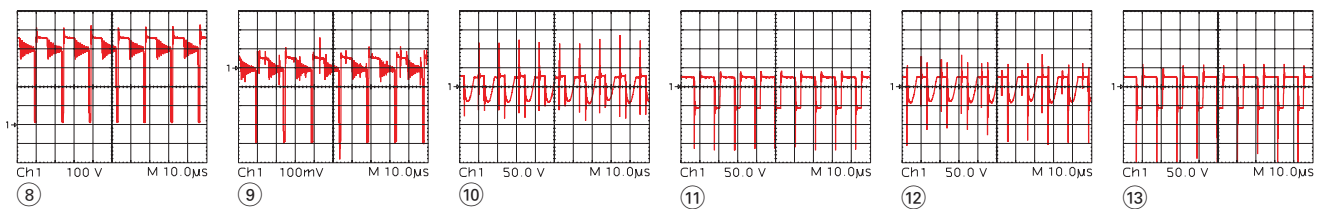
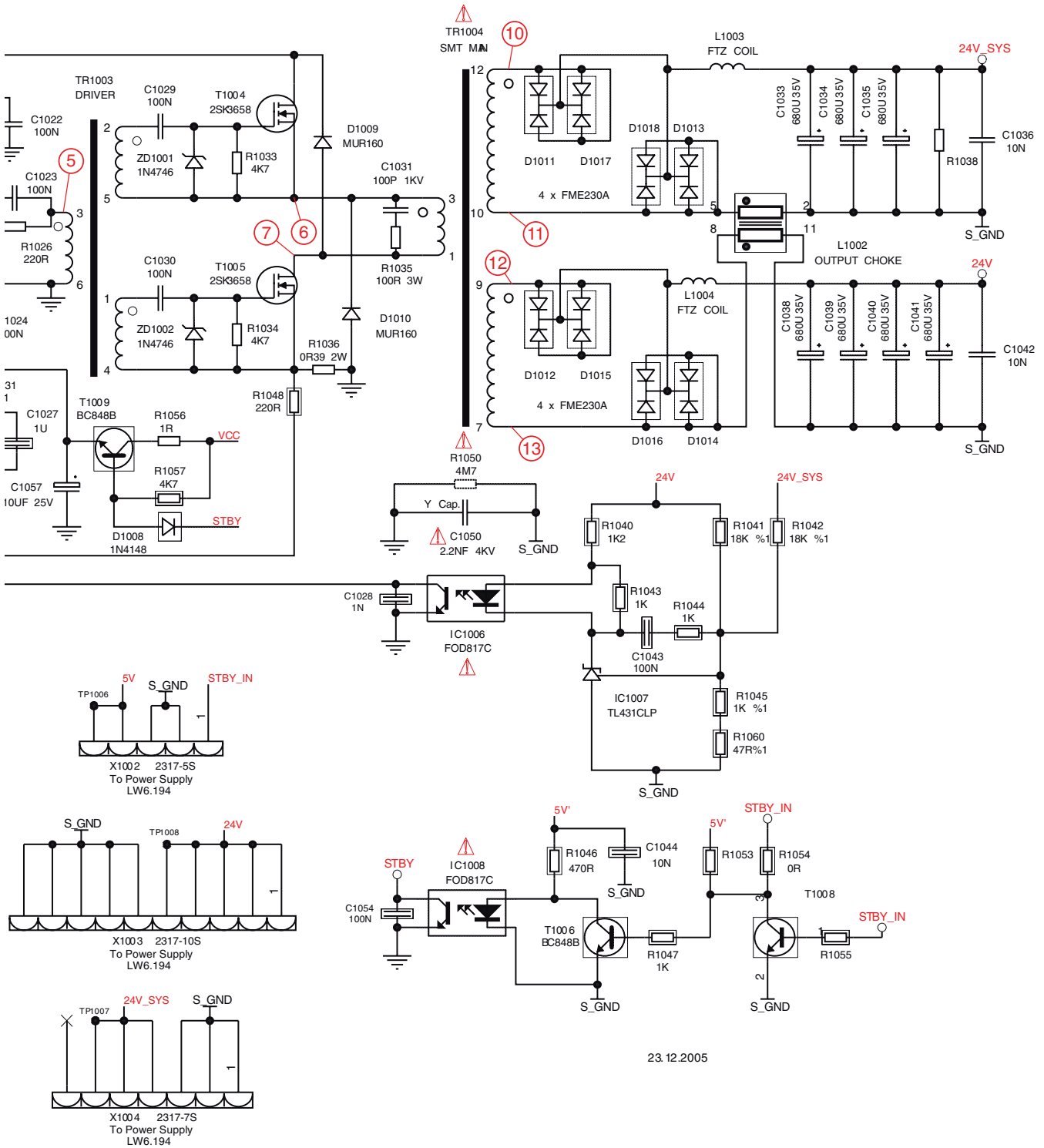
Sicht auf Bestückungsseite / View on Component Side



Power Supply ZZ7.194

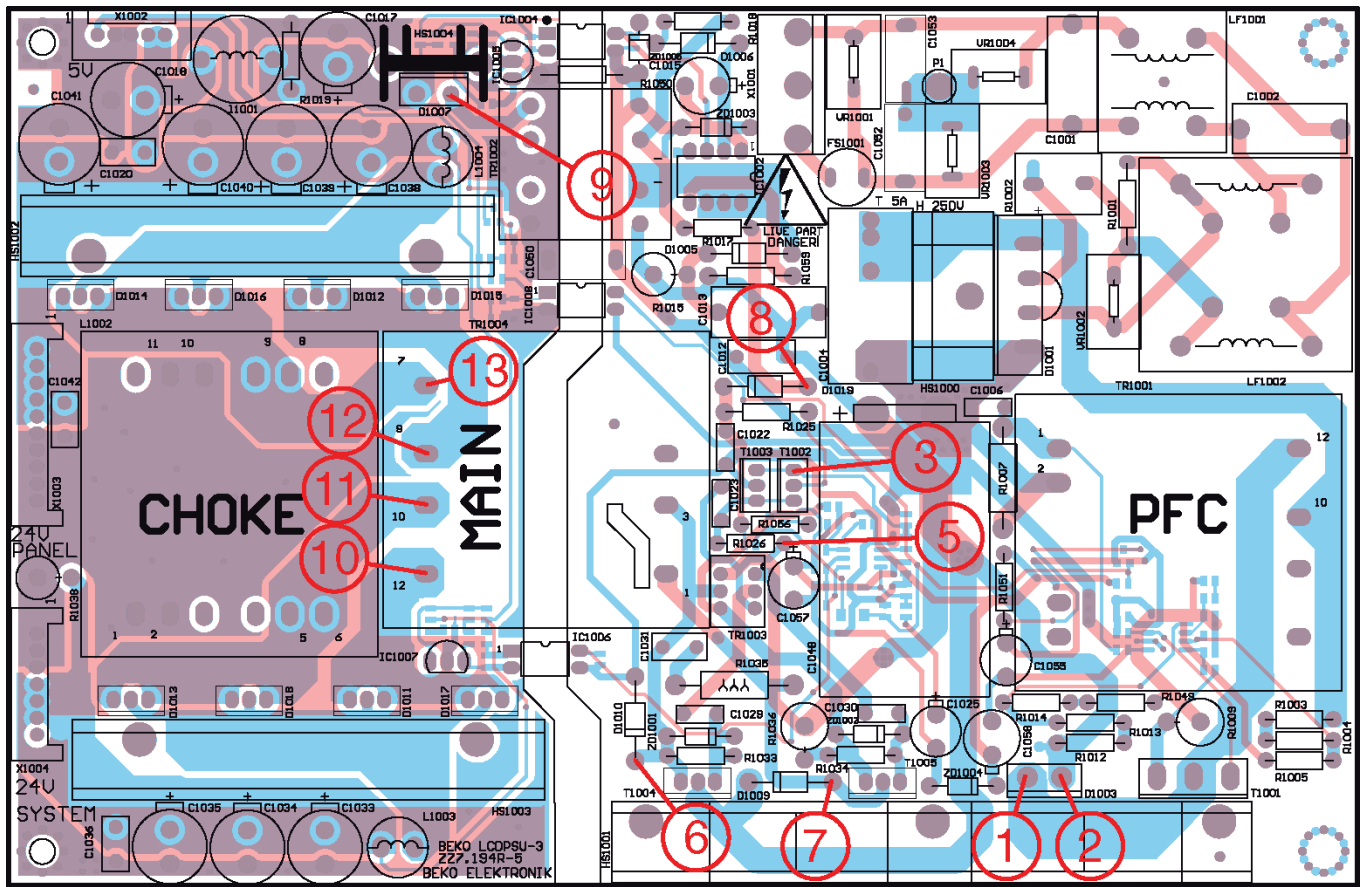


Power Supply ZZ7.194

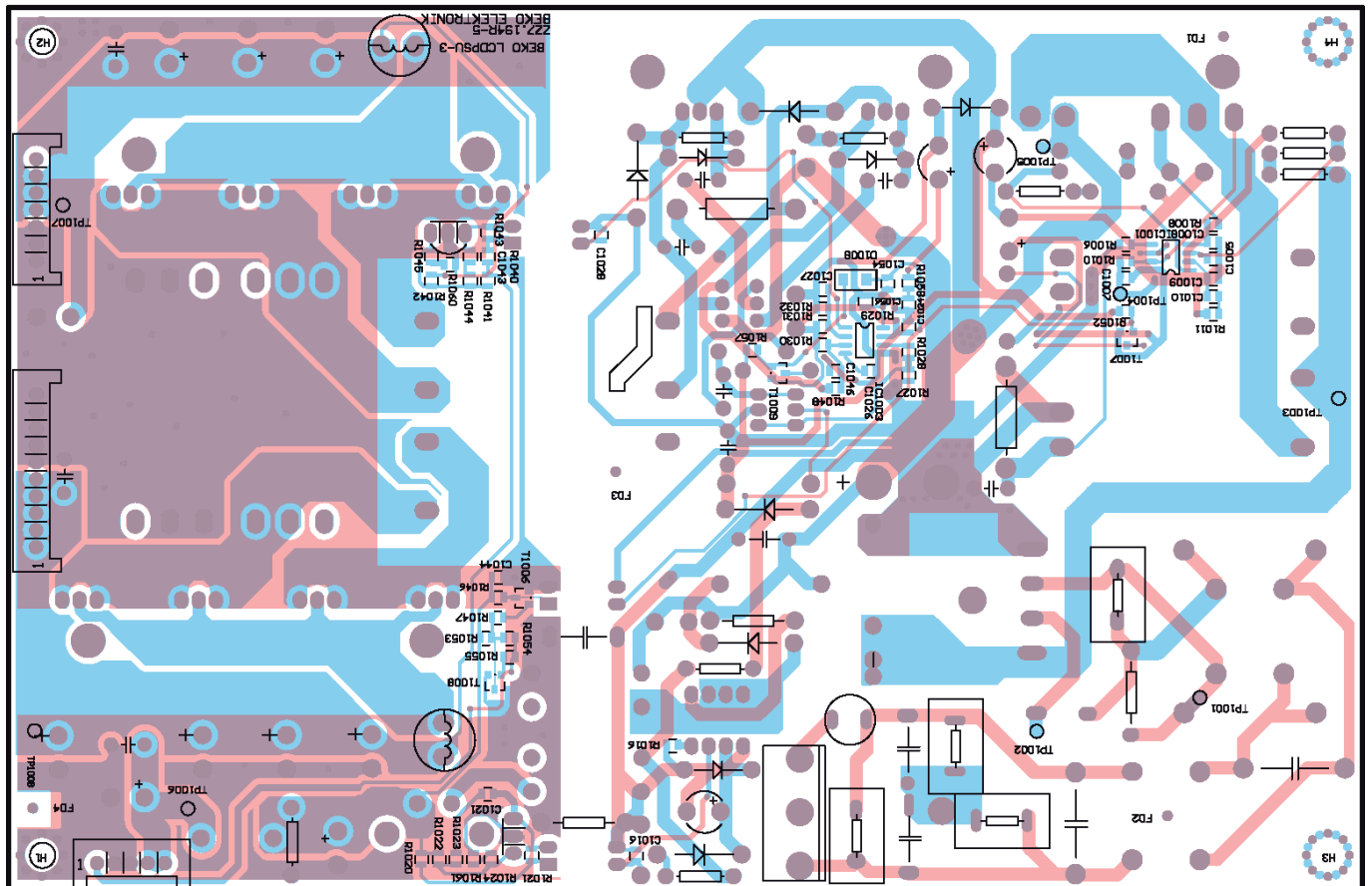


Power Supply ZZ7.194R-5

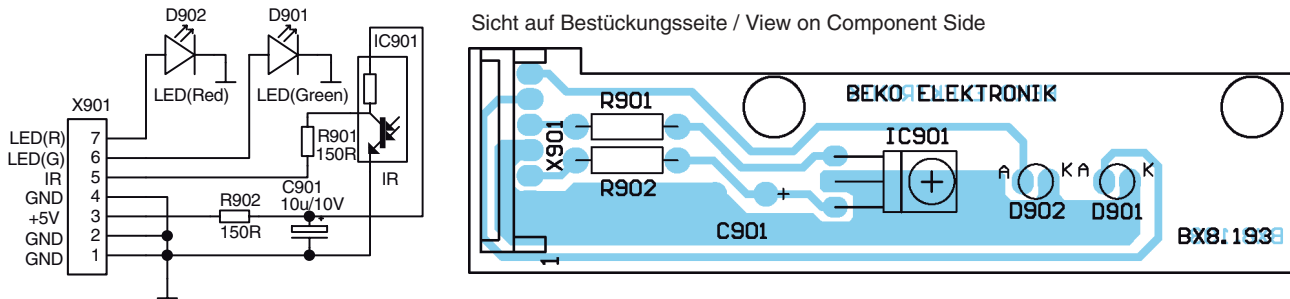
Sicht auf Bestückungsseite / View on Component Side



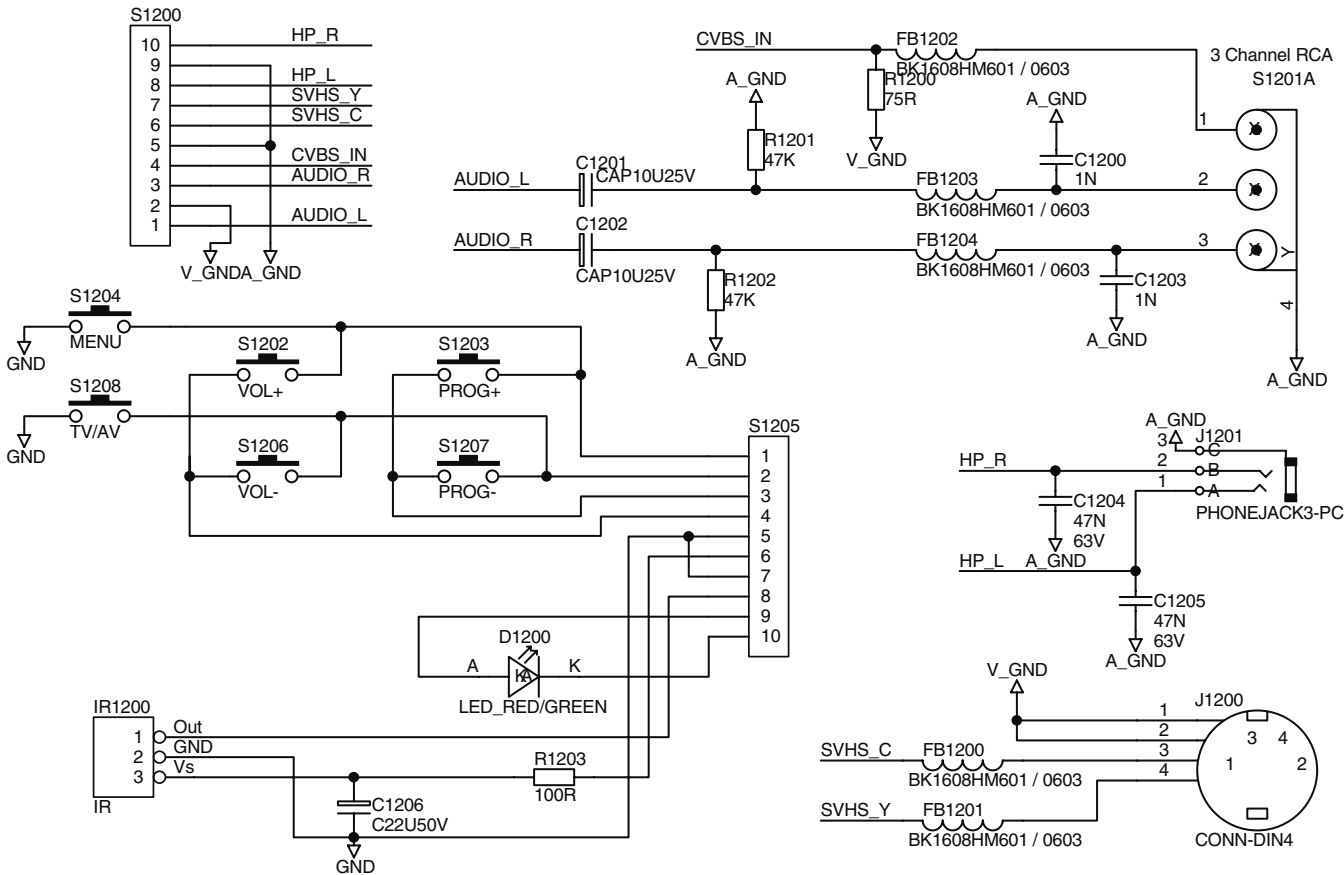
Sicht auf Lötseite / View on Solder Side



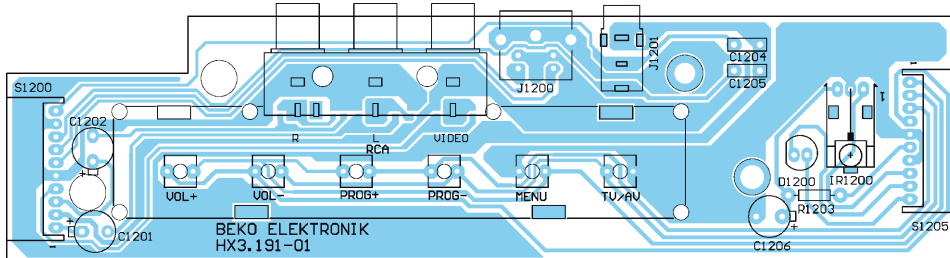
IR-LED-Platte / IR LED Board - BX8.193



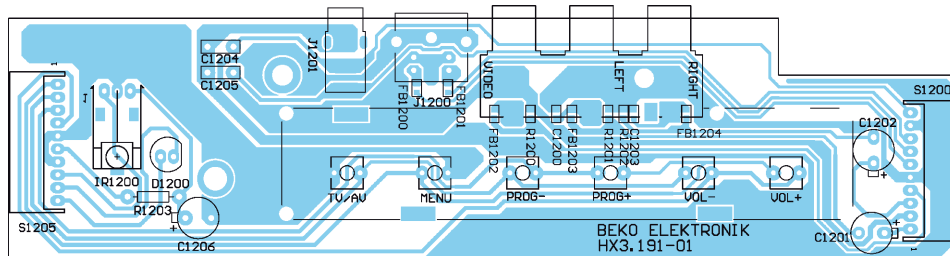
Bedienplatte / Control Board - HX3.191



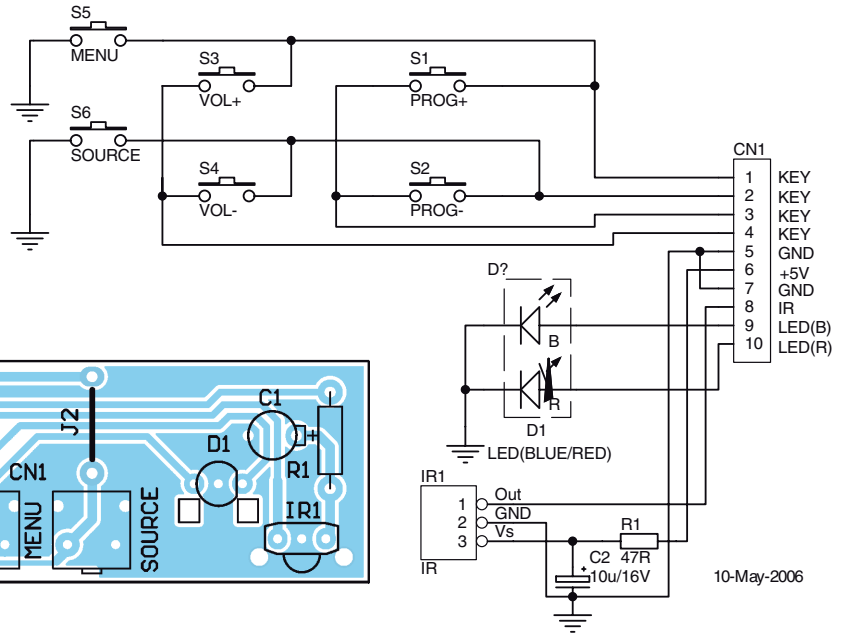
Sicht auf Bestückungsseite / View on Component Side



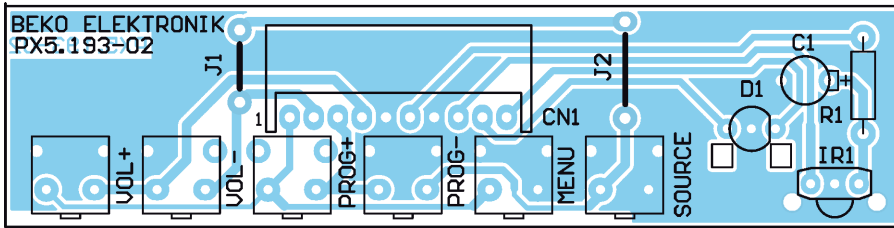
Sicht auf Lötseite / View on Solder Side



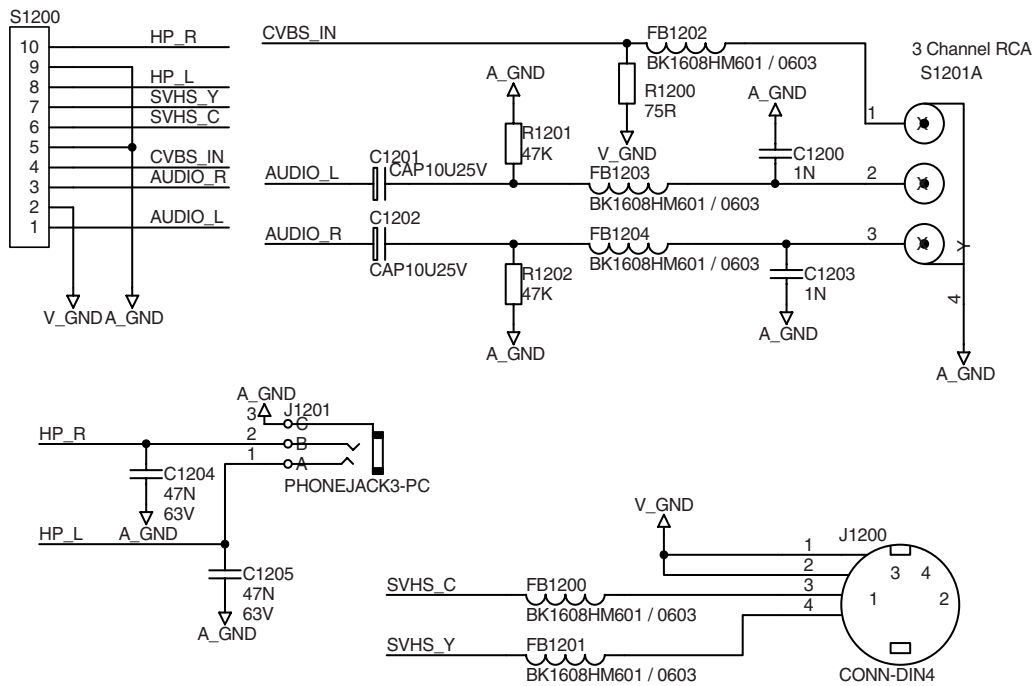
Bedienplatte / Control Board - PX5.193



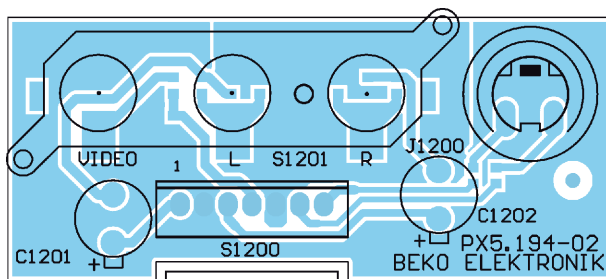
Sicht auf Bestückungsseite / View on Component Side



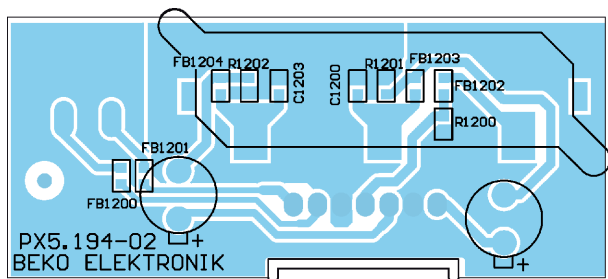
Buchsenplatte / Socket Board - PX5.194



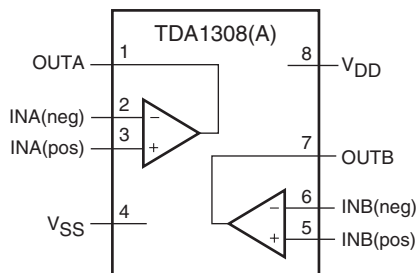
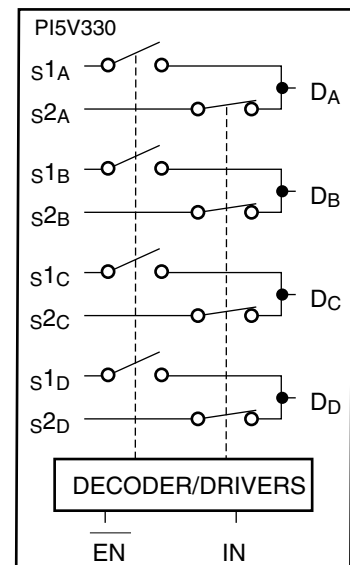
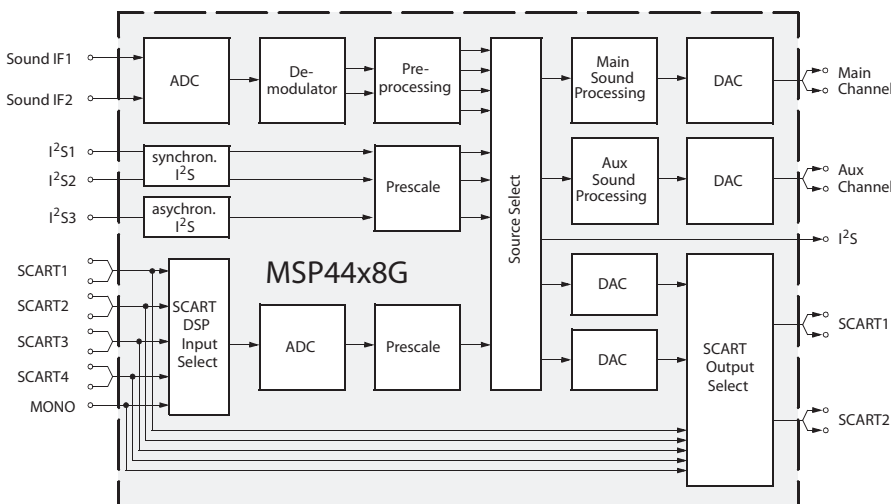
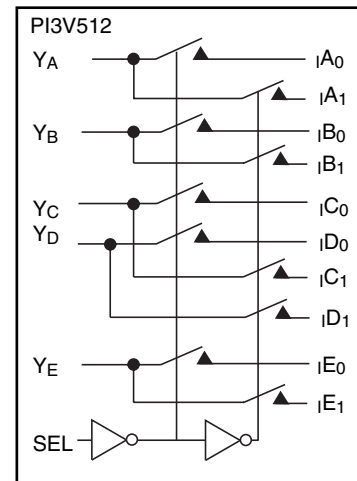
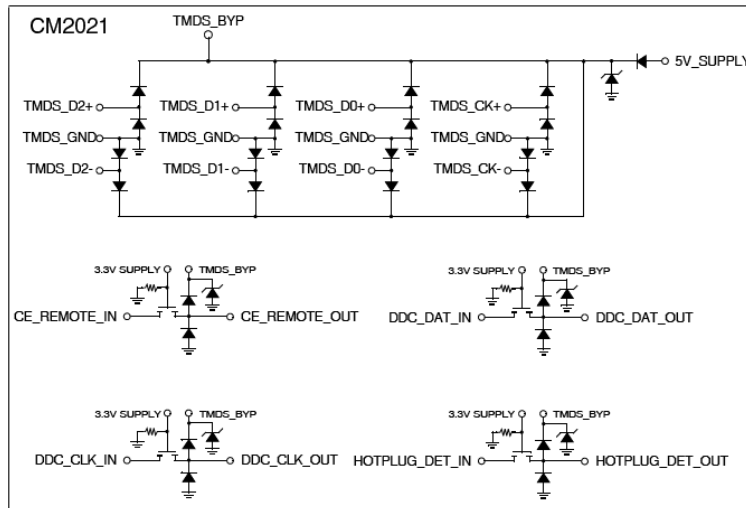
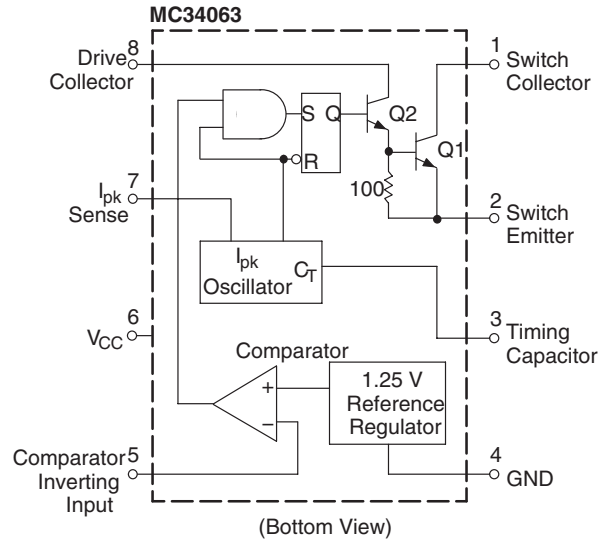
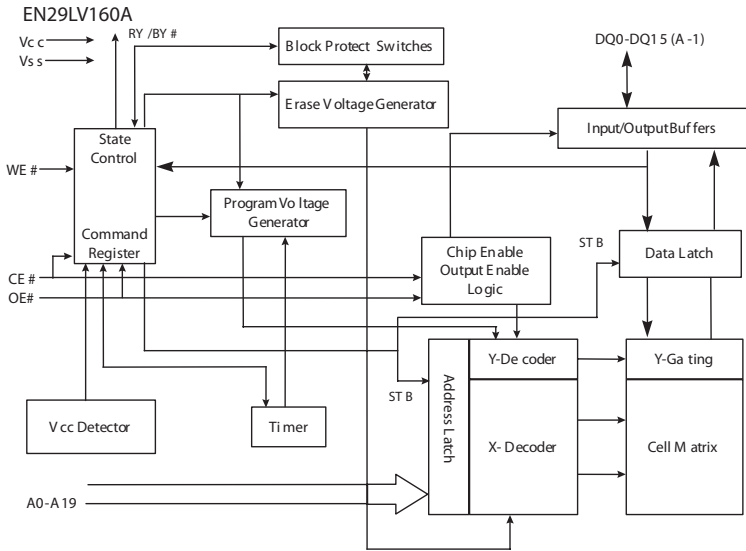
Sicht auf Bestückungsseite / View on Component Side

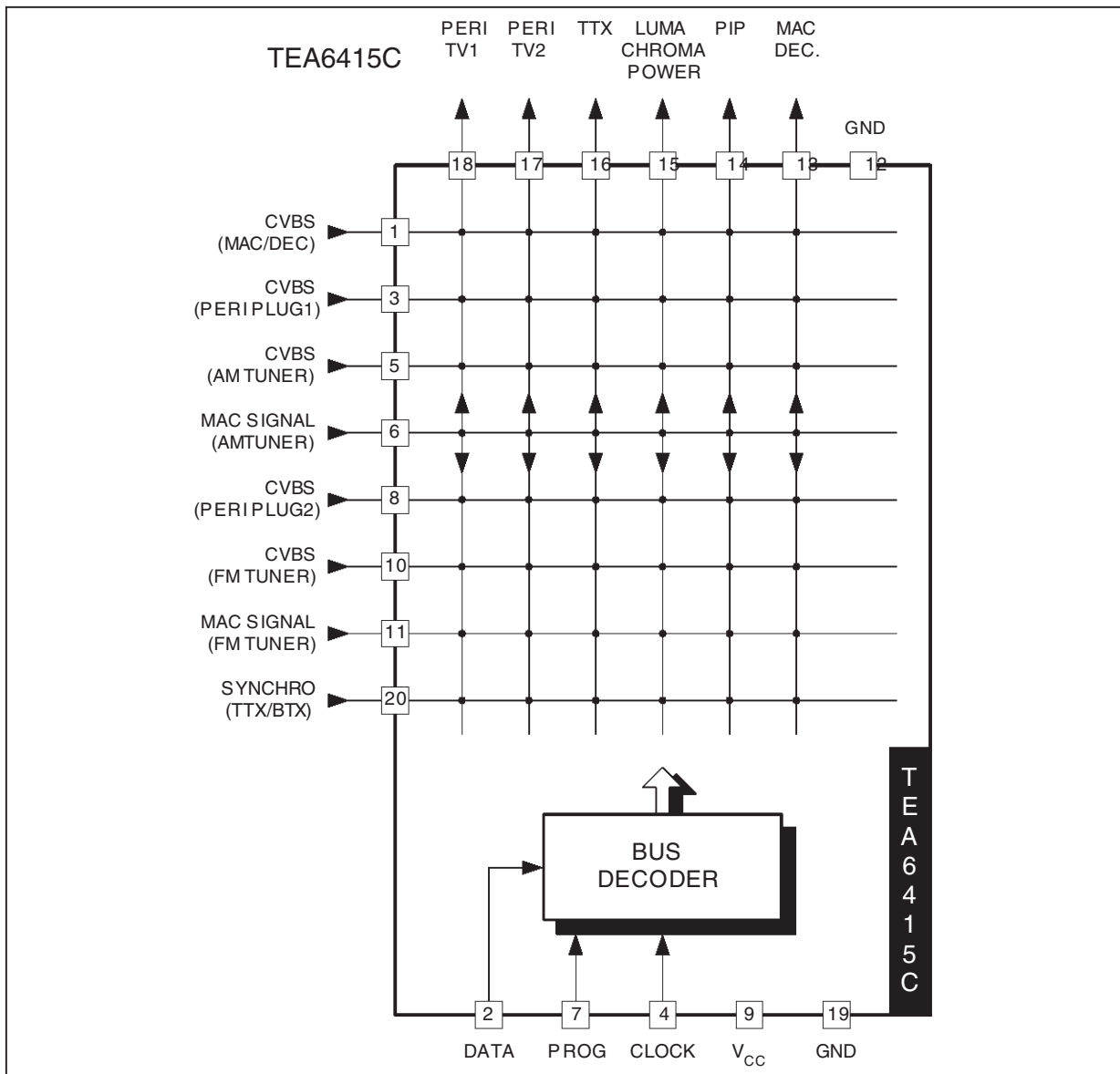
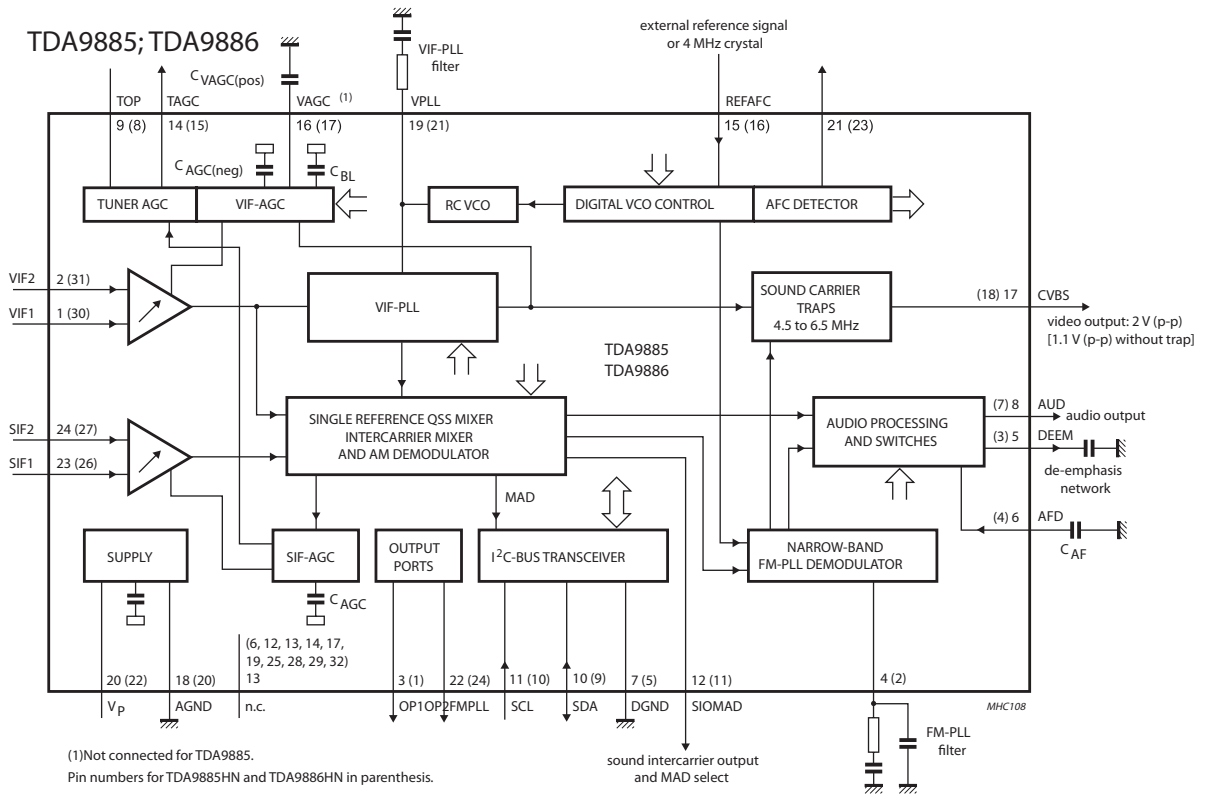


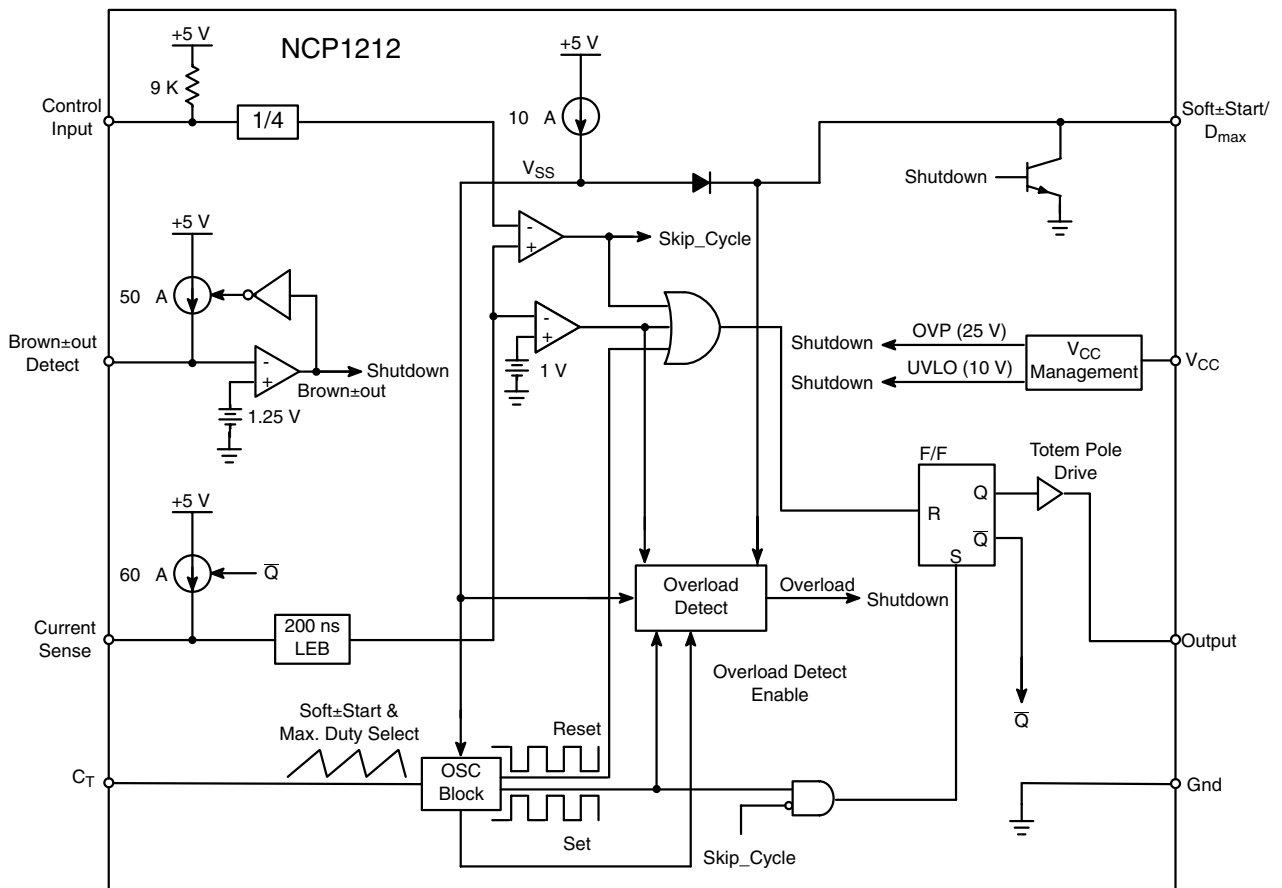
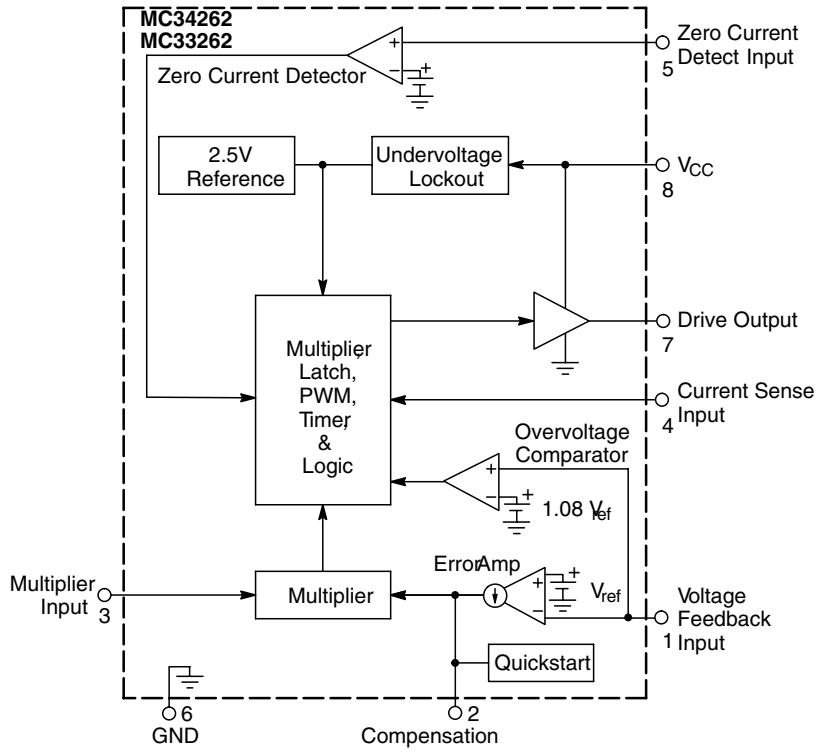
Sicht auf Lötseite / View on Solder Side



IC-Innenschaltpläne / IC Block Diagrams







Ersatzteilliste
Spare Parts List

NUR FÜR INTERNEN GEBRAUCH
FOR INTERNAL USE ONLY

TV

4 / 2006

APOLLO 42 PXW 110-7616 REF

POS. NR. POS. NO.	ABB. FIG.	MATERIAL-NR. PART NUMBER	ANZ. QTY.	BEZEICHNUNG ①	DESCRIPTION ②
BESTELL-NR. / ORDER NO.: GBE4500 (M7G)					
		GBE4500		APOLLO 42 PXW 110-7616 REF PRODUKTCODE M7G KEIN E-TEIL	APOLLO 42 PXW 110-7616 REF PRODUCT CODE M7G NO SPARE PART
0001.000		759551239100		GEH.-VORDERTEIL SILBER/SCHWARZ	FRONT CABINET SILVER/BLACK
0002.000		759551197600		RUECKWAND SILBER	BACK COVER SILVER
0003.000		759551239400		MESH FILTER	MESH FILTRE
0007.000		759551148600		LAUTSPRECHER 5 W 4 OHM	LOUDSPEAKER 5 W 4 OHM
0010.000	△	759551239300		PLASMA DISPLAY 42" PANASONIC MIT NETZTEIL	PLASMA DISPLAY 42" PANASONIC WITH PSU
0015.000	△	759550978400		NETZSCHALTER ESZ92D21B	POWER SWITCH ESZ92D21B
0016.000		759551261100		KNOPF NETZ SILBER	KNOB POWER SILVER
0025.000	△	275990167200	X	LP-CHASSISMODUL PE	CHASSISBOARD PE
0028.000		720117138500		FERNBEDIENUNG TP 170C SILBER	REMOTE CONTROL TP 170C SILVER
0050.000		275990027800		IR/LED MODUL	IR/LED BOARD
0070.000	△	275990038600	X	LP-NETZTEILMODUL PSU-3 PDP 24/5 3PIN	POWER SUPPLY BOARD PSU-3 24/5 3PIN
0075.000	△	275990038700		LP-POWER INTERFACE MODUL	POWER INTERFACE BOARD
0090.000		759551197700		POLSTER OBEN (LINKS-RECHTS)	CUSHION TOP (LEFT-RIGHT)
0091.000		759551197800		POLSTER UNTEN (LINKS-RECHTS)	CUSHION BOTTOM (LEFT-RIGHT)
0092.000		759551261200		KARTON	CARTON
		720117228500		BEDIENUNGSANLEITUNG D,F,I,NL,E	INSTRUCTION MANUAL D, F, I, NL, E
		720117228600		BEDIENUNGSANLEITUNG S,DK,N,FIN,P	INSTRUCTION MANUAL S,DK,N,FIN,P
		720100506000		SERVICE MANUAL D/GB	SERVICE MANUAL D/GB
		720108000001		SICHERHEITSMANUAL D/GB/E/F/I	SAFETY SERVICE MANUAL D/GB/E/F/I

X = SIEHE GESONDERTE E-LISTE

X = SEE SEPARATE PARTS LIST

Es gelten die Vorschriften und Sicherheitshinweise gemäß dem Service Manual "Sicherheit", Mat.-Nummer 720108000001, sowie zusätzlich die eventuell abweichenden, landesspezifischen Vorschriften!



The regulations and safety instructions shall be valid as provided by the "Safety" Service Manual, part number 720108000001, as well as the respective national deviations.

ÄNDERUNGEN VORBEHALTEN / SUBJECT TO ALTERATION

Ersatzteilliste
Spare Parts List

NUR FÜR INTERNEN GEBRAUCH
FOR INTERNAL USE ONLY

TV

4 / 2006

ELEGANCE 50 PXW 130-9625 DOLBY

POS. NR. POS. NO.	ABB. FIG.	MATERIAL-NR. PART NUMBER	ANZ. QTY.	BEZEICHNUNG ①	DESCRIPTION ②
BESTELL-NR. / ORDER NO.: GBE6600 (M7D)					
		GBE6600		ELEGANCE 50 PXW 130-9625 DOLBY PRODUKTCODE M7D KEIN E-TEIL	ELEGANCE 50 PXW 130-9625 DOLBY PRODUCT CODE M7D NO SPARE PART
0001.000		759551265000		GEH.-VORDERTEIL SCHWARZ	FRONT CABINET BLACK
0002.000		759551264200		RUECKWAND SCHWARZ	BACK COVER BLACK
0003.000		759551264900		MESH-FILTER	MESH-FILTRE
0010.000	△	759551265200		DISPLAY PANASONIC MIT NETZTEIL	DISPLAY PANAS. W. POWER SUPPLY
0015.000	△	759550976400		NETZSCHALTER	POWER SWITCH
0016.000		759551264700		KNOPF NETZ SCHWARZ	KNOB POWER BLACK
0017.000		759550925300		FEDER KNOPF NETZ	SPRING KNOB POWER
0018.000		759551264800		KNOPF PROGR. SILBER	KNOB PROG. SILVER
0020.000		759551261900		KABEL PANEL-INTERFACE	CABLE PANEEL-INTERFACE
0025.000	△	275990168000	X	LP-CHASSISMODUL PE	CHASSISBOARD PE
0028.000		720117132900		FERNBEDIENUNG TP160 C GRAU	REMOTE CONTROL TP160 C GREY
0060.000		275990215900		LP-BEDIEN-AV-MODUL	CONTROL-AV-BOARD
0070.000	△	275990038700		LP-POWER INTERFACE MODUL	POWER INTERFACE BOARD
0080.000	△	275990039000	X	LP-NETZTEILMODUL PSU-3 PDP24/5 3P	POWER SUPPLY BAORD PSU-3 PDP24/5 3P
0090.000		759551264300		POLSTER LINKS-RECHTS OBEN	CUSHION LEFT-RIGHT TOP
0091.000		759551264400		POLSTER LINKS-RECHTS BODEN	CUSHION LEFT-RIGHT BOTTOM
0092.000		759551264500		POLSTER MITTE OBEN	CUSHION MIDDLE TOP
0093.000		759551264600		POLSTER MITTE BODEN	CUSHION MIDDLE BOTTOM
0094.000		759551265100		KARTON	CARTON
		720117229500		BEDIENUNGSANLEITUNG D/F/I/NL/E/P	INSTRUCTION MANUAL D/F/I/NL/E/P
		720117229600		BEDIENUNGSANLEIT. S/DK/N/FIN/PL/CZ/HR	INSTR. MANUAL S/DK/N/FIN/PL/CZ/HR
		720100506000		SERVICE MANUAL D/GB	SERVICE MANUAL D/GB
		720108000001		SICHERHEITSMANUAL D/GB/E/F/I	SAFETY SERVICE MANUAL D/GB/E/F/I

X = SIEHE GESONDERTE E-LISTE

X = SEE SEPARATE PARTS LIST

Es gelten die Vorschriften und Sicherheitshinweise gemäß dem Service Manual "Sicherheit", Mat.-Nummer 720108000001, sowie zusätzlich die eventuell abweichenden, landesspezifischen Vorschriften!



The regulations and safety instructions shall be valid as provided by the "Safety" Service Manual, part number 720108000001, as well as the respective national deviations.

ÄNDERUNGEN VORBEHALTEN / SUBJECT TO ALTERATION

POS. NR. POS. NO.	ABB. FIG.	MATERIAL-NR. PART NUMBER	ANZ. QTY.	BEZEICHNUNG ①	DESCRIPTION ②
		GBE6700		ELEGANCE 42 PXW 110-9625 DOLBY PRODUKTCODE M6L KEIN E-TEIL	ELEGANCE 42 PXW 110-9625 DOLBY PRODUCT CODE M6L NO SPARE PART
0001.000		759551262800		GEH.-VORDERTEIL SILBER	FRONT CABINET SILVER
0002.000		759551262600		RUECKWAND SCHWARZ	BACK COVER BLACK
0003.000		759551239400		MESH FILTER	MESH FILTRE
0010.000	△	759551239300		PLASMA DISPLAY 42" PANASONIC MIT NETZTEIL	PLASMA DISPLAY 42" PANASONIC WITH PSU
0015.000	△	759550978400		NETZSCHALTER ESZ92D21B	POWER SWITCH ESZ92D21B
0016.000		759551262700		KNOPF NETZ SCHWARZ	KNOB POWER BLACK
0017.000		759550925300		FEDER KNOPF NETZ	SPRING KNOB POWER
0020.000		759551261900		KABEL PANEL-INTERFACE	CABLE PANEL-INTERFACE
0025.000		275990167800	X	LP-CHASSISMODUL PE	CHASSISBOARD PE
0028.000		720117139100		FERNBEDIENUNG TP 170C SCHWARZ	REMOTE CONTROL TP 170C BLACK
0060.000	△	275990038700		LP-POWER INTERFACE MODUL	POWER INTERFACE BOARD
0070.000	△	275990038600	X	LP-NETZTEILMODUL PSU-3 PDP 24/5	POWER SUPPLY BOARD PSU-3 24/5
0090.000		759551197700		POLSTER OBEN (LINKS-RECHTS)	CUSHION TOP (LEFT-RIGHT)
0091.000		759551197800		POLSTER UNTEN (LINKS-RECHTS)	CUSHION BUTTOM (LEFT-RIGHT)
0092.000		759551262900		KARTON	CARTON
		720117229000		BEDIENUNGSANLEITUNG D/F/I/NL/E/P	INSTRUCTION MANUAL D/F/I/NL/E/P
		720117229100		BEDIENUNGSANLEIT. S,DK,N,FIN,PL,CZ,HR	INST. MANUAL S,DK,N,FIN,PL,CZ,HR
		720100506000		SERVICE MANUAL D/GB	SERVICE MANUAL D/GB
		720108000001		SICHERHEITSMANUAL D/GB/E/F/I	SAFETY SERVICE MANUAL D/GB/E/F/I

X = SIEHE GESONDERTE E-LISTE

X = SEE SEPARATE PARTS LIST

Es gelten die Vorschriften und Sicherheitshinweise gemäß dem Service Manual "Sicherheit", Mat.-Nummer 720108000001, sowie zusätzlich die eventuell abweichenden, landesspezifischen Vorschriften!



The regulations and safety instructions shall be valid as provided by the "Safety" Service Manual, part number 720108000001, as well as the respective national deviations.

ÄNDERUNGEN VORBEHALTEN / SUBJECT TO ALTERATION

POS. NR. POS. NO.	ABB. FIG.	MATERIAL-NR. PART NUMBER	ANZ. QTY.	BEZEICHNUNG ①	DESCRIPTION ②
		GBE8000		XEPHIA 42 PW 110-6606 TOP PRODUKTCODE M7J KEIN E-TEIL	XEPHIA 42 PW 110-6606 TOP PRODUCT CODE M7J NO SPARE PART
0001.000		759551264000		GEH.-VORDERTEIL SILBER	FRONT CABINET SILVER
0002.000		759551240200		RUECKWAND SILBER	BACK COVER SILVER
0003.000		759551239400		MESH FILTER	MESH FILTRE
0007.000		759551148600		LAUTSPRECHER 5 W 4 OHM	LOUDSPEAKER 5 W 4 OHM
0010.000	△	759551230700		DISPLAY 42" MIT NETZTEIL SD M8	DISPLAY 42" MIT NETZTEIL SD M8
0015.000	△	759551239500		NETZSCHALTER SDKLA11300 5A	POWER SWITCH SDKLA11300 5A
0016.000		759551239800		KNOPF NETZ SILBER	KNOB POWER SILVER
0017.000		759550925300		FEDER KNOPF NETZ	SPRING KNOB POWER
0018.000		759551239900		KNOPF PROGR./VOL. SILBER	KNOB PROGR./VOL. SILVER
0025.000	△	275990167900	X	LP-CHASSISMODUL PE	CHASSISBOARD PE
0028.000		720117138500		FERNBEDIENUNG TP 170C SILBER	REMOTE CONTROL TP 170C SILVER
0040.000		275990215200		LP-KOPFHOERERMODUL	HEAD PHONE BOARD
0050.000		275990215800		LP-FRONT-AV-MODUL	FRONT-AV-BOARD
0060.000		275990213100		LP-BEDIENMODUL 42P7B45	CONTROLBOARD 42P7B45
0070.000	△	275990038600	X	LP-NETZTEILMODUL PSU-3 PDP 24/5	POWER SUPPLY BOARD PSU-3 24/5
0080.000	△	275990038700		LP-POWER INTERFACE MODUL	POWER INTERFACE BOARD
0090.000		759551239600		POLSTER OBEN LINKS-RECHTS	CUSHION TOP LEFT-RIGHT
0091.000		759551239700		POLSTER BODEN LINKS-RECHTS	CUSHION BOTTOM LEFT-RIGHT
0092.000		759551264100		KARTON	CARTON
		720117228000		BEDIENUNGSANLEITUNG D,GB,F,I,E,P	INSTRUCTION MANUAL D,GB,F,I,E,P
		720117228100		BEDIENUNGSANLEITUNG S,DK,N,FIN,PL	INSTRUCTION MANUAL S,DK,N,FIN,PL
		720117228200		BEDIENUNGSANLEITUNG CZ,H	INSTRUCTION MANUAL CZ,H
		720100506000		SERVICE MANUAL D/GB	SERVICE MANUAL D/GB
		720108000001		SICHERHEITSMANUAL D/GB/E/F/I	SAFETY SERVICE MANUAL D/GB/E/F/I

X = SIEHE GESONDERTE E-LISTE

X = SEE SEPARATE PARTS LIST

Es gelten die Vorschriften und Sicherheitshinweise gemäß dem Service Manual "Sicherheit", Mat.-Nummer 720108000001, sowie zusätzlich die eventuell abweichenden, landesspezifischen Vorschriften!



The regulations and safety instructions shall be valid as provided by the "Safety" Service Manual, part number 720108000001, as well as the respective national deviations.

ÄNDERUNGEN VORBEHALTEN / SUBJECT TO ALTERATION

Ersatzteilliste Spare Parts List

**NUR FÜR INTERNEN GEBRAUCH
FOR INTERNAL USE ONLY**

TV

5 / 2006

XEPHIA 42 PXW 110-6616 REF

ERSETZT AUSGABE 4/2006
SUBSTITUTE EDITION 4/2006

BESTELL-NR. / ORDER NO.: GBE8100 (M7H, P7G)

POS. NR. POS. NO.	ABB. FIG.	MATERIAL-NR. PART NUMBER	ANZ. QTY.	BEZEICHNUNG (D)	DESCRIPTION (GB)
		GBE8100		XEPHIA 42 PXW 110-6616 REF PRODUKTCODE M7H KEIN E-TEIL	XEPHIA 42 PXW 110-6616 REF PRODUCT CODE M7H NO SPARE PART
0001.000		759551262100		GEH.-VORDERTEIL SILBER	FRONT CABINET SILVER
0002.000		759551240200		RUECKWAND SILBER	BACK COVER SILVER
0003.000		759551239400		MESH FILTER	MESH FILTRE
0007.000		759551148600		LAUTSPRECHER 5 W 4 OHM	LOUDSPEAKER 5 W 4 OHM
0010.000	△	759551239300		PLASMA DISPLAY 42" PANASONIC MIT NETZTEIL	PLASMA DISPLAY 42" PANASONIC WITH PSU
0015.000	△	759551239500		NETZSCHALTER SDKLA11300 5A 2 P	POWER SWITCH SDKLA11300 5A 2 P
0016.000	△	759551239800		KNOPF NETZ SILBER	KNOB POWER SILVER
0017.000		759550925300		FEDER KNOPF NETZ	SPRING KNOB POWER
0018.000		759551239900		KNOPF PROGR./VOL. SILBER	KNOB PROGR./VOL. SILVER
0020.000		759551261900		KABEL PANEL-INTERFACE	CABLE PANEEL-INTERFACE
0025.000	△	275990167300	X	LP-CHASSISMODUL PE	CHASSISBOARD PE
0028.000		720117138900		FERNBEDIENUNG TP 160 C SILBER	REMOTE CONTROL TP 160 C SILVER
0050.000		275990215200		LP-KOPFHOERERMODUL	HEAD PHONE BOARD
0060.000		275990213100		LP-BEDIENMODUL 42P7B45	CONTROLBOARD 42P7B45
0070.000	△	275990038600	X	LP-NETZTEILMODUL PSU-3 PDP 24/	POWER SUPPLY BOARD PSU-3 24/5
0075.000	△	275990038700		LP-POWER INTERFACE MODUL	POWER INTERFACE BOARD
0090.000		759551239600		POLSTER OBEN LINKS-RECHTS	CUSHION TOP LEFT-RIGHT
0091.000		759551239700		POLSTER BODEN LINKS-RECHTS	CUSHION BOTTOM LEFT-RIGHT
0092.000		759551262200		KARTON	CARTON
		720117224500		BEDIENUNGSANLEITUNG D/GB/F/I/NL/E/P	INSTRUCTION MANUAL D/GB/F/I/NL/E/P
		720117224600		BEDIENUNGSANLEITUNG S/DK/N/FIN	INSTRUCTION MANUAL S/DK/N/FIN/
		720100506000		SERVICE MANUAL D/GB	SERVICE MANUAL D/GB
		720108000001		SICHERHEITSMANUAL D/GB/E/F/I	SAFETY SERVICE MANUAL D/GB/E/F/I
				X = SIEHE GESONDERTE E-LISTE	X = SEE SEPARATE PARTS LIST
		GBE8100		XEPHIA 42 PXW 110-6616 REF PRODUKTCODE P7G KEIN E-TEIL	XEPHIA 42 PXW 110-6616 REF PRODUCT CODE P7G NO SPARE PART
0001.000		759551262100		GEH.-VORDERTEIL SILBER	FRONT CABINET SILVER
0002.000		759551240200		RUECKWAND SILBER	BACK COVER SILVER
0003.000		759551239400		MESH FILTER	MESH FILTRE
0010.000	△	759551239300		PLASMA DISPLAY 42" PANASONIC MIT NETZTEIL	PLASMA DISPLAY 42" PANASONIC WITH PSU
0015.000	△	759551239500		NETZSCHALTER SDKLA11300 5A 2 P	POWER SWITCH SDKLA11300 5A 2 P
0016.000		759551239800		KNOPF NETZ SILBER	KNOB POWER SILVER
0017.000		759550925300		FEDER KNOPF NETZ	SPRING KNOB POWER
0019.000		759551261900		KABEL PANEL-INTERFACE	CABLE PANEEL-INTERFACE
0025.000	△	275990169800	X	LP-CHASSISMODUL PE	CHASSISBOARD PE
0027.000		720117138500		FERNBEDIENUNG TP 170C SILBER	REMOTE CONTROL TP 170C SILVER
0030.000		275990215200		LP-KOPFHOERERMODUL	HEAD PHONE BOARD
0040.000		275990215800		LP-FRONT-AV-MODUL	FRONT-AV-BOARD
0050.000		275990213100		LP-BEDIENMODUL 42P7B45	CONTROLBOARD 42P7B45
0060.000	△	759551239500	X	NETZSCHALTER SDKLA11300 5A 2 P	POWER SWITCH SDKLA11300 5A 2 P
0070.000	△	275990038600	X	LP-NETZTEILMODUL PSU-3 PDP 24/	POWER SUPPLY BOARD PSU-3 24/5
0080.000		275990038700		LP-POWER INTERFACE MODUL	POWER INTERFACE BOARD
0090.000		759551239600		POLSTER OBEN LINKS-RECHTS	CUSHION TOP LEFT-RIGHT
0091.000		759551239700		POLSTER BODEN LINKS-RECHTS	CUSHION BOTTOM LEFT-RIGHT

ÄNDERUNGEN VORBEHALTEN / SUBJECT TO ALTERATION

POS. NR. POS. NO.	ABB. FIG.	MATERIAL-NR. PART NUMBER	ANZ. QTY.	BEZEICHNUNG (D)	DESCRIPTION (GB)
0092.000		759551270100		KARTON	CARTON
		720117224500		BEDIENUNGSANLEITUNG D/GB/F/I/NL/E/P	INSTRUCTION MANUAL D/GB/F/I/NL/E/P
		720117224600		BEDIENUNGSANLEITUNG S/DK/N/FIN	INSTRUCTION MANUAL S/DK/N/FIN/
		720100506000		SERVICE MANUAL D/GB	SERVICE MANUAL D/GB
		720108000001		SICHERHEITSMANUAL D/GB/E/F/I	SAFETY SERVICE MANUAL D/GB/E/F/I
				X = SIEHE GESONDERTE E-LISTE	X = SEE SEPARATE PARTS LIST

Es gelten die Vorschriften und Sicherheitshinweise gemäß dem Service Manual "Sicherheit", Mat.-Nummer 720108000001, sowie zusätzlich die eventuell abweichenden, landesspezifischen Vorschriften!



The regulations and safety instructions shall be valid as provided by the "Safety" Service Manual, part number 720108000001, as well as the respective national deviations.

ÄNDERUNGEN VORBEHALTEN / SUBJECT TO ALTERATION

Ersatzteilliste
Spare Parts List

NUR FÜR INTERNEN GEBRAUCH
FOR INTERNAL USE ONLY

4 / 2006

LP-CHASSISMODUL PE
CHASSISBOARD PE

MATERIAL-NR. / PART NO.: 275990167200

POS. NR. POS. NO.	ABB. FIG.	MATERIAL-NR. PART NUMBER	ANZ. QTY.	BEZEICHNUNG DESCRIPTION
		275990167200		LP-CHASSISMODUL PE CHASSISBOARD PE

POS. NR. POS. NO.	MATERIAL-NR. PART NUMBER	BEZEICHNUNG DESCRIPTION	POS. NR. POS. NO.	MATERIAL-NR. PART NUMBER	BEZEICHNUNG DESCRIPTION
D 100	759551241900	DIODE CHIP IMBD4148	Q 504	830100484800	SMD TRANS BC848B/ BC847B P
D 101	759551241900	DIODE CHIP IMBD4148	Q 506	830100484800	SMD TRANS BC848B/ BC847B P
D 103	759880116200	DIODE BA 682	Q 600	759550973400	TRANS 2N002
D 104	759880116200	DIODE BA 682	Q 601	759550973400	TRANS 2N002
D 400	759551241900	DIODE CHIP IMBD4148	Q 602	759551254400	TRANS.-CHIP FDV301N (FAIRC
D 506	830938405600	SMD Z-DIODE BZX84C5V6 SOT23	Q 603	759551254400	TRANS.-CHIP FDV301N (FAIRC
D 507	830938405600	SMD Z-DIODE BZX84C5V6 SOT23	Q 700	830100484800	SMD TRANS BC848B/ BC847B P
D 607	759530510400	DIODE BAV 99	Q 750	830100484800	SMD TRANS BC848B/ BC847B P
D 608	759530510400	DIODE BAV 99	Q 901	830100484800	SMD TRANS BC848B/ BC847B P
D 609	830931307000	SMD DIODE BAV70 AV215-GX	Q 902	830100484800	SMD TRANS BC848B/ BC847B P
D 610	830931307000	SMD DIODE BAV70 AV215-GX	Q 904	830100484800	SMD TRANS BC848B/ BC847B P
D 611	830931307000	SMD DIODE BAV70 AV215-GX	S 506	759550974700	SCARTBUCHSE DOPPELT
D 701	759551241900	DIODE CHIP IMBD4148	SAW 100	759551053600	SAW FILTER OFW K3958M
D 750	830938406200	SMD Z-DIODE BZX84C6V2	SAW 101	759551053600	SAW FILTER OFW K3958M
D 751	759551059700	DIODE SL 23	SAW 102	759550921100	FILTER OFW K9656M
D 752	759551059700	DIODE SL 23	SAW 103	759550921100	FILTER OFW K9656M
D 753	830938406200	SMD Z-DIODE BZX84C6V2	TU 100	759551052100	TUNER PH UV1316T/SIGH-3 SPL
D 761	759551059700	DIODE SL 23	TU 101	759551052000	TUNER UV 1316/A H-4
D 762	759551241900	DIODE CHIP IMBD4148	U 100	830584988600	SMD IC TDA9886T-V3 PHI >>
D 763	759551059700	DIODE SL 23	U 101	830584988600	SMD IC TDA9886T-V3 PHI >>
D 764	759551241900	DIODE CHIP IMBD4148	U 200	759551251400	IC VPX3226F PMQFP10X10-44
D 900	830931205400	SMD-DIODE BAT 54	U 300	759551251900	IC-CHIP SIL9021CTU TQFP144
D 901	830931205400	SMD-DIODE BAT 54	U 401	759551261300	IC-CHIP MSP4410K-VK-D6 PMQF
L 701	759550451500	SPULE 10UH R0814	U 500	759551133800	IC TEA6145CDT-VIDEO-MAT-SW
L 703	759550451500	SPULE 10UH R0814	U 501	759551050900	IC PI 5V 330 W
L 704	759550451500	SPULE 10UH R0814	U 502	759551252200	IC-CHIP 24LC21A-ITSN-CMOS1
Q 100	830100484800	SMD TRANS BC848B/ BC847B P	U 601	759551050700	IC 24LC21A-I/SN-CMOS18K/2.5
Q 101	830100484800	SMD TRANS BC848B/ BC847B P	U 602	759550542200	SMD IC M24C08N SC2.7
Q 102	830100484800	SMD TRANS BC848B/ BC847B P	U 603	759551050700	IC 24LC21A-I/SN-CMOS18K/2.5
Q 103	830100484800	SMD TRANS BC848B/ BC847B P	U 604	759551251800	IC-CHIP SN74LVC1G08DBVT
Q 104	830100484800	SMD TRANS BC848B/ BC847B P	U 605	759551251800	IC-CHIP SN74LVC1G08DBVT
Q 300	759550973400	TRANS 2N002	U 700	759551251600	IC-CHIP FAN1587AMX
Q 301	759550973400	TRANS 2N002	U 701	759551251500	IC-CHIP FAN1086M33X
Q 400	830100484800	SMD TRANS BC848B/ BC847B P	U 702	759551114600	IC NCP1117DT18R1K
Q 401	830100484800	SMD TRANS BC848B/ BC847B P	U 703	759551060700	IC NCP1117DTARK (DPAK)
Q 402	830100484800	SMD TRANS BC848B/ BC847B P	U 704	759551251600	IC-CHIP FAN1587AMX
Q 403	830100484800	SMD TRANS BC848B/ BC847B P	U 705	759551254600	IC-CHIP MC34063ADR2G SO8 T&
Q 404	830100484800	SMD TRANS BC848B/ BC847B P	U 750	759551251700	IC-CHIP MPS7720SOIC8
Q 405	830100484800	SMD TRANS BC848B/ BC847B P	U 751	759551251700	IC-CHIP MPS7720SOIC8
Q 407	830100484800	SMD TRANS BC848B/ BC847B P	U 800	720086716200	SW/IC SPE42GN1H-PN AT49BV 1
Q 408	830100385800	SMD TRANS BC858B/ BC857B P	U 801	759551252000	IC-HY5DU281622ETP-J 128 MEG
Q 501	830100484800	SMD TRANS BC848B/ BC847B P	U 802	759551252000	IC-HY5DU281622ETP-J 128 MEG
Q 502	830100484800	SMD TRANS BC848B/ BC847B P			
Q 503	830100484800	SMD TRANS BC848B/ BC847B P			

ÄNDERUNGEN VORBEHALTEN / SUBJECT TO ALTERATION

POS. NR. POS. NO.	MATERIAL-NR. PART NUMBER	BEZEICHNUNG DESCRIPTION	POS. NR. POS. NO.	MATERIAL-NR. PART NUMBER	BEZEICHNUNG DESCRIPTION
U 900	759551252100	IC-CHIP FL18532-LF PBGA	Y 100	759550921200	QUARZ 4 MHZ
U 901	720086707400	SW/IC AT24C64AN-10SU-2.7 SO	Y 101	759550921200	QUARZ 4 MHZ
Y 100	759550921200	QUARZ 4 MHZ	Y 200	759550971800	QUARZ 20.25MHZ 20PPM (10647
Y 101	759550921200	QUARZ 4 MHZ	Y 300	759551254800	QUARZ 28.322 MHZ HC49-U
Y 200	759550971800	QUARZ 20.25MHZ 20PPM (10647	Y 400	759550926200	QUARZ 18.432 MHZ
Y 300	759551254800	QUARZ 28.322 MHZ HC49-U	Y 900	759551254900	QUARZ 19.6608 MHZ 18PF 30/3
Y 400	759550926200	QUARZ 18.432 MHZ			
Y 900	759551254900	QUARZ 19.6608 MHZ 18PF 30/3			

Es gelten die Vorschriften und Sicherheitshinweise gemäß dem Service Manual "Sicherheit", Mat.-Nummer 720108000001, sowie zusätzlich die eventuell abweichenden, landesspezifischen Vorschriften!



The regulations and safety instructions shall be valid as provided by the "Safety" Service Manual, part number 720108000001, as well as the respective national deviations.

ÄNDERUNGEN VORBEHALTEN / SUBJECT TO ALTERATION

Ersatzteilliste
Spare Parts List

NUR FÜR INTERNEN GEBRAUCH
FOR INTERNAL USE ONLY

4 / 2006

LP-CHASSISMODUL PE
CHASSISBOARD PE

MATERIAL-NR. / PART NO.: 275990167300

POS. NR. POS. NO.	ABB. FIG.	MATERIAL-NR. PART NUMBER	ANZ. QTY.	BEZEICHNUNG D	DESCRIPTION GB
		275990167300		LP-CHASSISMODUL PE	CHASSISBOARD PE

POS. NR. POS. NO.	MATERIAL-NR. PART NUMBER	BEZEICHNUNG DESCRIPTION	POS. NR. POS. NO.	MATERIAL-NR. PART NUMBER	BEZEICHNUNG DESCRIPTION
D 100	759551241900	DIODE CHIP IMBD4148	Q 504	759551098700	TRANS BC848BLT1G
D 101	759551241900	DIODE CHIP IMBD4148	Q 506	759551098700	TRANS BC848BLT1G
D 103	759880116200	DIODE BA 682	Q 600	759550973400	TRANS 2N002
D 104	759880116200	DIODE BA 682	Q 601	759550973400	TRANS 2N002
D 400	759551241900	DIODE CHIP IMBD4148	Q 602	759551254400	TRANS.-CHIP FDV301N (FAIRC
D 506	830938405600	SMD Z-DIODE BZX84C5V6 SOT23	Q 603	759551254400	TRANS.-CHIP FDV301N (FAIRC
D 507	830938405600	SMD Z-DIODE BZX84C5V6 SOT23	Q 700	759551098700	TRANS BC848BLT1G
D 607	759530510400	DIODE BAV 99	Q 750	759551098700	TRANS BC848BLT1G
D 608	759530510400	DIODE BAV 99	Q 901	759551098700	TRANS BC848BLT1G
D 609	759880572200	DIODE BAV70	Q 902	759551098700	TRANS BC848BLT1G
D 610	759880572200	DIODE BAV70	Q 904	759551098700	TRANS BC848BLT1G
D 611	759880572200	DIODE BAV70	S 506	759550974700	SCARTBUCHSE DOPPELT
D 701	759551241900	DIODE CHIP IMBD4148	SAW 100	759550458000	FILTER OFW K3958M
D 750	830938406200	SMD Z-DIODE BZX84C6V2	SAW 101	759550458000	FILTER OFW K3958M
D 751	759551059700	DIODE SL 23	SAW 102	759550921100	FILTER OFW K9656M
D 752	759551059700	DIODE SL 23	SAW 103	759550921100	FILTER OFW K9656M
D 753	830938406200	SMD Z-DIODE BZX84C6V2	TU 100	759551052100	TUNER PH UV1316T/SIGH-3 SPL
D 761	759551059700	DIODE SL 23	TU 101	759551052000	TUNER UV 1316/A H-4
D 762	759551241900	DIODE CHIP IMBD4148	U 100	830584988600	SMD IC TDA9886T-V3 PHI >>
D 763	759551059700	DIODE SL 23	U 101	830584988600	SMD IC TDA9886T-V3 PHI >>
D 764	759551241900	DIODE CHIP IMBD4148	U 200	759551251400	IC VPX3226F PMQFP10X10-44
D 900	830931205400	SMD-DIODE BAT 54	U 300	759551251900	IC-CHIP SIL9021CTU TQFP144
D 901	830931205400	SMD-DIODE BAT 54	U 400	759540209400	IC TDA 1308T/N1
L 701	759550451500	SPULE 10UH R0814	U 401	759551261300	IC-CHIP MSP4410K-VK-D6 PMQF
L 703	759550451500	SPULE 10UH R0814	U 500	759551133800	IC TEA6145CDT-VIDEO-MAT-SW
L 704	759550451500	SPULE 10UH R0814	U 501	759551050900	IC PI 5V 330 W
Q 100	759551098700	TRANS BC848BLT1G	U 502	759551252200	IC-CHIP 24LC21A-ITSNG-CMOS1
Q 101	759551098700	TRANS BC848BLT1G	U 601	759551050700	IC 24LC21A-I/-SN-CMOS18K/2.5
Q 102	759551098700	TRANS BC848BLT1G	U 602	759550542200	SMD IC M24C08N SC2.7
Q 103	759551098700	TRANS BC848BLT1G	U 603	759551050700	IC 24LC21A-I/-SN-CMOS18K/2.5
Q 104	759551098700	TRANS BC848BLT1G	U 604	759551251800	IC-CHIP SN74LVC1G08DBVT
Q 300	759550973400	TRANS 2N002	U 605	759551251800	IC-CHIP SN74LVC1G08DBVT
Q 301	759550973400	TRANS 2N002	U 700	759551251600	IC-CHIP FAN1587AMX
Q 400	759551098700	TRANS BC848BLT1G	U 701	759551251500	IC-CHIP FAN1086M33X
Q 401	759551098700	TRANS BC848BLT1G	U 702	759551114600	IC NCP1117D18RK
Q 402	759551098700	TRANS BC848BLT1G	U 703	759551060700	IC NCP1117D1TARK (DPAK)
Q 403	759551098700	TRANS BC848BLT1G	U 704	759551251600	IC-CHIP FAN1587AMX
Q 404	759551098700	TRANS BC848BLT1G	U 705	759551254600	IC-CHIP MC34063ADR2G SO8 T&
Q 405	759551098700	TRANS BC848BLT1G	U 750	759551251700	IC-CHIP MPS7720SOIC8
Q 407	759551098700	TRANS BC848BLT1G	U 751	759551251700	IC-CHIP MPS7720SOIC8
Q 408	830100385800	SMD TRANS BC858B/ BC857B P	U 800	720086716200	SW/IC SPE42GN1H-PN AT49BV 1
Q 501	759551098700	TRANS BC848BLT1G	U 801	759551252000	IC-HY5DU281622ETP-J 128 MEG
Q 502	759551098700	TRANS BC848BLT1G			
Q 503	759551098700	TRANS BC848BLT1G			

ÄNDERUNGEN VORBEHALTEN / SUBJECT TO ALTERATION

POS. NR. POS. NO.	MATERIAL-NR. PART NUMBER	BEZEICHNUNG DESCRIPTION
U 802	759551252000	IC-HY5DU281622ETP-J 128 MEG
U 900	759551252100	IC-CHIP FLI8532-LF PBGA
U 901	720086707400	SW/IC AT24C64AN-10SU-2.7 SO
Y 100	759550921200	QUARZ 4 MHZ
Y 101	759550921200	QUARZ 4 MHZ
Y 200	759550971800	QUARZ 20.25MHZ 20PPM (10647
Y 300	759551254800	QUARZ 28.322 MHZ HC49-U
Y 400	759550926200	QUARZ 18.432 MHZ
Y 900	759551254900	QUARZ 19.6608 MHZ 18PF 30/3

POS. NR. POS. NO.	MATERIAL-NR. PART NUMBER	BEZEICHNUNG DESCRIPTION
U 802	759551252000	IC-HY5DU281622ETP-J 128 MEG
U 900	759551252100	IC-CHIP FLI8532-LF PBGA
U 901	720086707400	SW/IC AT24C64AN-10SU-2.7 SO
Y 100	759550921200	QUARZ 4 MHZ
Y 101	759550921200	QUARZ 4 MHZ
Y 200	759550971800	QUARZ 20.25MHZ 20PPM (10647
Y 300	759551254800	QUARZ 28.322 MHZ HC49-U
Y 400	759550926200	QUARZ 18.432 MHZ
Y 900	759551254900	QUARZ 19.6608 MHZ 18PF 30/3

Es gelten die Vorschriften und Sicherheitshinweise gemäß dem Service Manual "Sicherheit", Mat.-Nummer 720108000001, sowie zusätzlich die eventuell abweichenden, landesspezifischen Vorschriften!



The regulations and safety instructions shall be valid as provided by the "Safety" Service Manual, part number 720108000001, as well as the respective national deviations.

ÄNDERUNGEN VORBEHALTEN / SUBJECT TO ALTERATION

Ersatzteilliste Spare Parts List

**NUR FÜR INTERNEN GEBRAUCH
FOR INTERNAL USE ONLY**

4 / 2006

LP-CHASSISMODUL PE CHASSISBOARD PE

MATERIAL-NR. / PART NO.: 275990167800

POS. NR. POS. NO.	ABB. FIG.	MATERIAL-NR. PART NUMBER	ANZ. QTY.	BEZEICHNUNG (D)	DESCRIPTION (GB)
		275990167800		LP-CHASSISMODUL PE	CHASSISBOARD PE

POS. NR. POS. NO.	MATERIAL-NR. PART NUMBER	BEZEICHNUNG DESCRIPTION	POS. NR. POS. NO.	MATERIAL-NR. PART NUMBER	BEZEICHNUNG DESCRIPTION
D 100	759551241900	DIODE CHIP IMBD4148	Q 601	759550973400	TRANS 2N002
D 101	759551241900	DIODE CHIP IMBD4148	Q 602	759551254400	TRANS.-CHIP FDV301N (FAIRC
D 103	759880116200	DIODE BA 682	Q 603	759551254400	TRANS.-CHIP FDV301N (FAIRC
D 104	759880116200	DIODE BA 682	Q 700	759551098700	TRANS BC848BLT1G
D 400	759551241900	DIODE CHIP IMBD4148	Q 750	759551098700	TRANS BC848BLT1G
D 506	830938405600	SMD Z-DIODE BZX84C5V6 SOT23	Q 901	759551098700	TRANS BC848BLT1G
D 507	830938405600	SMD Z-DIODE BZX84C5V6 SOT23	Q 902	759551098700	TRANS BC848BLT1G
D 607	759530510400	DIODE BAV 99	Q 904	759551098700	TRANS BC848BLT1G
D 608	759530510400	DIODE BAV 99	S 506	759550974700	SCARTBUCHSE DOPPELT
D 701	759551241900	DIODE CHIP IMBD4148	SAW 100	759550458000	FILTER OFW K3958M
D 751	759551059700	DIODE SL 23	SAW 101	759550458000	FILTER OFW K3958M
D 752	759551059700	DIODE SL 23	SAW 102	759550921100	FILTER OFW K9656M
D 761	759551059700	DIODE SL 23	SAW 103	759550921100	FILTER OFW K9656M
D 762	759551241900	DIODE CHIP IMBD4148	TU 100	759551052100	TUNER PH UV1316T/SIGH-3 SPL
D 763	759551059700	DIODE SL 23	TU 101	759551052000	TUNER UV 1316/A H-4
D 764	759551241900	DIODE CHIP IMBD4148	U 100	830584988600	SMD IC TDA9886T-V3 PHI >>
L 104	759550541900	SMD SPULE 1UH K0805	U 101	830584988600	SMD IC TDA9886T-V3 PHI >>
L 105	759550541900	SMD SPULE 1UH K0805	U 200	759551251400	IC VPX3226F PMQFP10X10-44
L 106	759550541900	SMD SPULE 1UH K0805	U 300	759551251900	IC-CHIP SIL9021CTU TQFP144
L 107	759550541900	SMD SPULE 1UH K0805	U 401	759551257600	IC-CHIP MSP4411K-VK-D6 PMQF
L 701	759550451500	SPULE 10UH R0814	U 500	759551133800	IC TEA6145CDT-VIDEO-MAT-SW
L 703	759550451500	SPULE 10UH R0814	U 501	759551050900	IC PI 5V 330 W
L 704	759550451500	SPULE 10UH R0814	U 502	759551252200	IC-CHIP 24LC21A-ITSN-CMOS1
Q 100	759551098700	TRANS BC848BLT1G	U 601	759551050700	IC 24LC21A-I/SN-CMOS18K/2.5
Q 101	759551098700	TRANS BC848BLT1G	U 602	759550542200	SMD IC M24C08N SC2.7
Q 102	759551098700	TRANS BC848BLT1G	U 603	759551050700	IC 24LC21A-I/SN-CMOS18K/2.5
Q 103	759551098700	TRANS BC848BLT1G	U 604	759551251800	IC-CHIP SN74LVC1G08DBVT
Q 104	759551098700	TRANS BC848BLT1G	U 605	759551251800	IC-CHIP SN74LVC1G08DBVT
Q 300	759550973400	TRANS 2N002	U 700	759551251600	IC-CHIP FAN1587AMX
Q 301	759550973400	TRANS 2N002	U 701	759551251500	IC-CHIP FAN1086M33X
Q 400	759551098700	TRANS BC848BLT1G	U 702	759551114600	IC NCP1117DT18RK
Q 401	759551098700	TRANS BC848BLT1G	U 703	759551060700	IC NCP1117DTARK (DPAK)
Q 402	759551098700	TRANS BC848BLT1G	U 704	759551251600	IC-CHIP FAN1587AMX
Q 403	759551098700	TRANS BC848BLT1G	U 705	759551254600	IC-CHIP MC34063ADR2G SO8 T&
Q 404	759551098700	TRANS BC848BLT1G	U 750	759551251700	IC-CHIP MPS720SOIC8
Q 405	759551098700	TRANS BC848BLT1G	U 751	759551251700	IC-CHIP MPS720SOIC8
Q 407	759551098700	TRANS BC848BLT1G	U 801	759551252000	IC-HYSDU281622ETP-J 128 MEG
Q 408	830100385800	SMD TRANS BC858B/ BC857B P	U 802	759551252000	IC-HYSDU281622ETP-J 128 MEG
Q 501	759551098700	TRANS BC848BLT1G	U 900	759551252100	IC-CHIP FL18532-LF PBGA
Q 502	759551098700	TRANS BC848BLT1G	U 901	720086707400	SW/IC AT24C64AN-10SU-2.7 SO
Q 503	759551098700	TRANS BC848BLT1G	Y 100	759550921200	QUARZ 4 MHZ
Q 504	759551098700	TRANS BC848BLT1G			
Q 506	759551098700	TRANS BC848BLT1G			
Q 600	759550973400	TRANS 2N002			

ÄNDERUNGEN VORBEHALTEN / SUBJECT TO ALTERATION

POS. NR. POS. NO.	MATERIAL-NR. PART NUMBER	BEZEICHNUNG DESCRIPTION
Y 101	759550921200	QUARZ 4 MHZ
Y 200	759550971900	QUARZ 20.25MHZ 20PPM (10647
Y 300	759551254800	QUARZ 28.322 MHZ HC49-U
Y 400	759550926200	QUARZ 18.432 MHZ
Y 900	759551254900	QUARZ 19.6608 MHZ 18PF 30/3

POS. NR. POS. NO.	MATERIAL-NR. PART NUMBER	BEZEICHNUNG DESCRIPTION

Es gelten die Vorschriften und Sicherheitshinweise gemäß dem Service Manual "Sicherheit", Mat.-Nummer 720108000001, sowie zusätzlich die eventuell abweichenden, landesspezifischen Vorschriften!



The regulations and safety instructions shall be valid as provided by the "Safety" Service Manual, part number 720108000001, as well as the respective national deviations.

ÄNDERUNGEN VORBEHALTEN / SUBJECT TO ALTERATION

Ersatzteilliste Spare Parts List

**NUR FÜR INTERNEN GEBRAUCH
FOR INTERNAL USE ONLY**

4 / 2006

LP-CHASSISMODUL PE CHASSISBOARD PE

MATERIAL-NR. / PART NO.: 275990167900

POS. NR. POS. NO.	ABB. FIG.	MATERIAL-NR. PART NUMBER	ANZ. QTY.	BEZEICHNUNG DESCRIPTION
----------------------	--------------	-----------------------------	--------------	----------------------------

275990167900

LP-CHASSISMODUL PE

CHASSISBOARD PE

POS. NR. POS. NO.	MATERIAL-NR. PART NUMBER	BEZEICHNUNG DESCRIPTION	POS. NR. POS. NO.	MATERIAL-NR. PART NUMBER	BEZEICHNUNG DESCRIPTION
D 100	759551241900	DIODE CHIP IMBD4148	Q 503	759551098700	TRANS BC848BLT1G
D 101	759551241900	DIODE CHIP IMBD4148	Q 504	759551098700	TRANS BC848BLT1G
D 103	759880116200	DIODE BA 682	Q 506	759551098700	TRANS BC848BLT1G
D 104	759880116200	DIODE BA 682	Q 600	759550973400	TRANS 2N002
D 400	759551241900	DIODE CHIP IMBD4148	Q 601	759550973400	TRANS 2N002
D 506	830938405600	SMD Z-DIODE BZX84C5V6 SOT23	Q 602	759551254400	TRANS. - CHIP FDV301N (FAIRC
D 507	830938405600	SMD Z-DIODE BZX84C5V6 SOT23	Q 603	759551254400	TRANS. - CHIP FDV301N (FAIRC
D 607	759530510400	DIODE BAV 99	Q 700	759551098700	TRANS BC848BLT1G
D 608	759530510400	DIODE BAV 99	Q 750	759551098700	TRANS BC848BLT1G
D 701	759551241900	DIODE CHIP IMBD4148	Q 901	759551098700	TRANS BC848BLT1G
D 750	830938406200	SMD Z-DIODE BZX84C6V2	Q 902	759551098700	TRANS BC848BLT1G
D 751	759551059700	DIODE SL 23	Q 904	759551098700	TRANS BC848BLT1G
D 752	759551059700	DIODE SL 23	S 506	759550974700	SCARTBUCHSE DOPPELT
D 753	830938406200	SMD Z-DIODE BZX84C6V2	SAW 100	759550458000	FILTER OFW K3958M
D 761	759551059700	DIODE SL 23	SAW 101	759550458000	FILTER OFW K3958M
D 762	759551241900	DIODE CHIP IMBD4148	SAW 102	759550921100	FILTER OFW K9656M
D 763	759551059700	DIODE SL 23	SAW 103	759550921100	FILTER OFW K9656M
D 764	759551241900	DIODE CHIP IMBD4148	TU 100	759551052100	TUNER PH UV1316T/SIGH-3 SPL
D 900	830931205400	SMD-DIODE BAT 54	TU 101	759551052000	TUNER UV 1316/A H-4
D 901	830931205400	SMD-DIODE BAT 54	U 100	830584988600	SMD IC TDA9886T-V3 PHI >>
L 104	759550541900	SMD SPULE 1UH K0805	U 101	830584988600	SMD IC TDA9886T-V3 PHI >>
L 105	759550541900	SMD SPULE 1UH K0805	U 200	759551251400	IC VPX3226F PMQFP10X10-44
L 106	759550541900	SMD SPULE 1UH K0805	U 300	759551251900	IC-CHIP SIL9021CTU TQFP144
L 107	759550541900	SMD SPULE 1UH K0805	U 400	759540209400	IC TDA 1308T/N1
L 701	759550451500	SPULE 10UH R0814	U 401	759551261300	IC-CHIP MSP4410K-VK-D6 PMQF
L 703	759550451500	SPULE 10UH R0814	U 500	759551133800	IC TEA6145CDT-VIDEO-MAT-SW
L 704	759550451500	SPULE 10UH R0814	U 501	759551050900	IC PI 5V 330 W
Q 100	759551098700	TRANS BC848BLT1G	U 502	759551252200	IC-CHIP 24LC21A-ITSNG-CMOS1
Q 101	759551098700	TRANS BC848BLT1G	U 601	759551050700	IC 24LC21A-I/SN-CMOS18K/2.5
Q 102	759551098700	TRANS BC848BLT1G	U 602	759550542200	SMD IC M24C08N SC2.7
Q 103	759551098700	TRANS BC848BLT1G	U 603	759551050700	IC 24LC21A-I/SN-CMOS18K/2.5
Q 104	759551098700	TRANS BC848BLT1G	U 604	759551251800	IC-CHIP SN74LVC1G08DBVT
Q 300	759550973400	TRANS 2N002	U 605	759551251800	IC-CHIP SN74LVC1G08DBVT
Q 301	759550973400	TRANS 2N002	U 700	759551251600	IC-CHIP FAN1587AMX
Q 400	759551098700	TRANS BC848BLT1G	U 701	759551251500	IC-CHIP FAN1086M33X
Q 401	759551098700	TRANS BC848BLT1G	U 702	759551114600	IC NCP1117DT18RK
Q 402	759551098700	TRANS BC848BLT1G	U 703	759551060700	IC NCP1117DTARK (DPAK)
Q 403	759551098700	TRANS BC848BLT1G	U 704	759551251600	IC-CHIP FAN1587AMX
Q 404	759551098700	TRANS BC848BLT1G	U 705	759551254600	IC-CHIP MC34063ADR2G SO8 T&
Q 405	759551098700	TRANS BC848BLT1G	U 750	759551251700	IC-CHIP MPS7720SOIC8
Q 407	759551098700	TRANS BC848BLT1G	U 751	759551251700	IC-CHIP MPS7720SOIC8
Q 408	830100385800	SMD TRANS BC858B/ BC857B P	U 800	720086716300	SW/IC SPE42GN1S AT49BV 162A
Q 501	759551098700	TRANS BC848BLT1G			
Q 502	759551098700	TRANS BC848BLT1G			

ÄNDERUNGEN VORBEHALTEN / SUBJECT TO ALTERATION

POS. NR. POS. NO.	MATERIAL-NR. PART NUMBER	BEZEICHNUNG DESCRIPTION
----------------------	-----------------------------	----------------------------

U 801	759551252000	IC-HY5DU281622ETP-J 128 MEG
U 802	759551252000	IC-HY5DU281622ETP-J 128 MEG
U 900	759551252100	IC-CHIP FL18532-LF PBGA
U 901	720086707400	SW/IC AT24C64AN-10SU-2.7 SO

Y 100	759550921200	QUARZ 4 MHZ
Y 101	759550921200	QUARZ 4 MHZ
Y 200	759550971800	QUARZ 20.25MHZ 20PPM (10647
Y 300	759551254800	QUARZ 28.322 MHZ HC49-U
Y 400	759550926200	QUARZ 18.432 MHZ
Y 900	759551254900	QUARZ 19.6608 MHZ 18PF 30/3

POS. NR. POS. NO.	MATERIAL-NR. PART NUMBER	BEZEICHNUNG DESCRIPTION
----------------------	-----------------------------	----------------------------

Es gelten die Vorschriften und Sicherheitshinweise gemäß dem Service Manual "Sicherheit", Mat.-Nummer 720108000001, sowie zusätzlich die eventuell abweichenden, landesspezifischen Vorschriften!



The regulations and safety instructions shall be valid as provided by the "Safety" Service Manual, part number 720108000001, as well as the respective national deviations.

ÄNDERUNGEN VORBEHALTEN / SUBJECT TO ALTERATION

Ersatzteilliste
Spare Parts List

**NUR FÜR INTERNEN GEBRAUCH
FOR INTERNAL USE ONLY**



4 / 2006

**LP-CHASSISMODUL PE
CHASSISBOARD PE**

MATERIAL-NR. / PART NO.: 275990168000

POS. NR. POS. NO.	ABB. FIG.	MATERIAL-NR. PART NUMBER	ANZ. QTY.	BEZEICHNUNG DESCRIPTION
		275990168000		LP-CHASSISMODUL PE CHASSISBOARD PE

POS. NR. POS. NO.	MATERIAL-NR. PART NUMBER	BEZEICHNUNG DESCRIPTION	POS. NR. POS. NO.	MATERIAL-NR. PART NUMBER	BEZEICHNUNG DESCRIPTION
D 100	759551241900	DIODE CHIP IMBD4148	Q 901	759551098700	TRANS BC848BLT1G
D 101	759551241900	DIODE CHIP IMBD4148	Q 902	759551098700	TRANS BC848BLT1G
D 103	759880116200	DIODE BA 682	Q 904	759551098700	TRANS BC848BLT1G
D 104	759880116200	DIODE BA 682	S 506	759550974700	SCARTBUCHSE DOPPELT
D 400	759551241900	DIODE CHIP IMBD4148	SAW 100	759551053600	SAW FILTER OFW K3958M
D 506	830938405600	SMD Z-DIODE BZX84C5V6 SOT23	SAW 101	759551053600	SAW FILTER OFW K3958M
D 507	830938405600	SMD Z-DIODE BZX84C5V6 SOT23	SAW 102	759550921100	FILTER OFW K9656M
D 607	759530510400	DIODE BAV 99	SAW 103	759550921100	FILTER OFW K9656M
D 608	759530510400	DIODE BAV 99	TU 100	759551052100	TUNER PH UV1316T/SIGH-3 SPL
D 701	759551241900	DIODE CHIP IMBD4148	TU 101	759551052000	TUNER UV 1316/A H-4
D 751	759551059700	DIODE SL 23	U 100	830584988600	SMD IC TDA9886T-V3 PHI >>
D 752	759551059700	DIODE SL 23	U 101	830584988600	SMD IC TDA9886T-V3 PHI >>
D 761	759551059700	DIODE SL 23	U 200	759551251400	IC VPX3226F PMQFP10X10-44
D 762	759551241900	DIODE CHIP IMBD4148	U 300	759551251900	IC-CHIP SIL9021CTU TQFP144
D 763	759551059700	DIODE SL 23	U 401	759551257600	IC-CHIP MSP4411K-VK-D6 PMQF
D 764	759551241900	DIODE CHIP IMBD4148	U 500	759551133800	IC TEA6145CDT-VIDEO-MAT-SW
L 701	759550451500	SPULE 10UH R0814	U 501	759551050900	IC PI 5V 330 W
L 703	759550451500	SPULE 10UH R0814	U 502	759551252200	IC-CHIP 24LC21A-ITSNG-CMOS1
L 704	759550451500	SPULE 10UH R0814	U 601	759551050700	IC 24LC21A-I/SN-CMOS18K/2.5
Q 100	759551098700	TRANS BC848BLT1G	U 602	759550542200	SMD IC M24C08N SC2.7
Q 101	759551098700	TRANS BC848BLT1G	U 603	759551050700	IC 24LC21A-I/SN-CMOS18K/2.5
Q 102	759551098700	TRANS BC848BLT1G	U 604	759551251800	IC-CHIP SN74LVC1G08DBVT
Q 103	759551098700	TRANS BC848BLT1G	U 605	759551251800	IC-CHIP SN74LVC1G08DBVT
Q 104	759551098700	TRANS BC848BLT1G	U 700	759551251600	IC-CHIP FAN1587AMX
Q 300	759550973400	TRANS 2N002	U 701	759551251500	IC-CHIP FAN1086M33X
Q 301	759550973400	TRANS 2N002	U 702	759551114600	IC NCP1117D1T8RK
Q 400	759551098700	TRANS BC848BLT1G	U 703	759551060700	IC NCP1117D1TARK (DPAK)
Q 401	759551098700	TRANS BC848BLT1G	U 704	759551251600	IC-CHIP FAN1587AMX
Q 402	759551098700	TRANS BC848BLT1G	U 705	759551254600	IC-CHIP MC34063ADR2G SO8 T&
Q 403	759551098700	TRANS BC848BLT1G	U 750	759551251700	IC-CHIP MPS7720SOIC8
Q 404	759551098700	TRANS BC848BLT1G	U 751	759551251700	IC-CHIP MPS7720SOIC8
Q 405	759551098700	TRANS BC848BLT1G	U 800	720086716400	SW/IC SPE50GN4H-PN AT49BV 1
Q 407	759551098700	TRANS BC848BLT1G	U 801	759551252000	IC-HY5DU281622ETP-J 128 MEG
Q 408	830100385800	SMD TRANS BC858B/ BC857B P	U 802	759551252000	IC-HY5DU281622ETP-J 128 MEG
Q 501	759551098700	TRANS BC848BLT1G	U 900	759551252100	IC-CHIP FL18532-LF PBGA
Q 502	759551098700	TRANS BC848BLT1G	U 901	720086707400	SW/IC AT24C64AN-10SU-2.7 SO
Q 503	759551098700	TRANS BC848BLT1G	Y 100	759550921200	QUARZ 4 MHZ
Q 504	759551098700	TRANS BC848BLT1G	Y 101	759550921200	QUARZ 4 MHZ
Q 600	759550973400	TRANS 2N002	Y 200	759550971800	QUARZ 20.25MHZ 20PPM (10647
Q 601	759550973400	TRANS 2N002	Y 300	759551254800	QUARZ 28.332 MHZ HC49-U
Q 602	759551254400	TRANS.- CHIP FDV301N (FAIRC	Y 400	759550966200	QUARZ 18.432 MHZ HC49-U
Q 603	759551254400	TRANS.- CHIP FDV301N (FAIRC	Y 400	759551254900	QUARZ 19.6608 MHZ 18PF 30/3
Q 700	759551098700	TRANS BC848BLT1G	Y 900		
Q 750	759551098700	TRANS BC848BLT1G			

ÄNDERUNGEN VORBEHALTEN / SUBJECT TO ALTERATION

Ersatzteilliste
Spare Parts List

**NUR FÜR INTERNEN GEBRAUCH
FOR INTERNAL USE ONLY**



5 / 2006

**LP-CHASSISMODUL PE
CHASSISBOARD PE**

MATERIAL-NR. / PART NO.: 275990169800

POS. NR. POS. NO.	ABB. FIG.	MATERIAL-NR. PART NUMBER	ANZ. QTY.	BEZEICHNUNG DESCRIPTION
		275990169800		LP-CHASSISMODUL PE CHASSISBOARD PE

POS. NR. POS. NO.	MATERIAL-NR. PART NUMBER	BEZEICHNUNG DESCRIPTION	POS. NR. POS. NO.	MATERIAL-NR. PART NUMBER	BEZEICHNUNG DESCRIPTION
D 100	759551241900	DIODE CHIP IMBD4148	Q 700	830100484800	SMD TRANS BC848B/ BC847B P
D 101	759551241900	DIODE CHIP IMBD4148	Q 750	830100484800	SMD TRANS BC848B/ BC847B P
D 103	759880116200	DIODE BA 682	Q 901	830100484800	SMD TRANS BC848B/ BC847B P
D 104	759880116200	DIODE BA 682 T	Q 902	830100484800	SMD TRANS BC848B/ BC847B P
D 400	759551241900	DIODE CHIP IMBD4148	Q 904	830100484800	SMD TRANS BC848B/ BC847B P
D 506	830938405600	SMD Z-DIODE BZX84C5V6 SOT23	S 506	759550974700	SCARTBUCHSE DOPPELT
D 507	830938405600	SMD Z-DIODE BZX84C5V6 SOT23	SAW 100	759551053600	SAW FILTER OFW K3958M
D 607	759530510400	DIODE BAV 99	SAW 102	759550921100	FILTER OFW K9656M
D 608	759530510400	DIODE BAV 99	TU 100	759551052100	TUNER PH UV1316T/SIGH-3 SPL
D 701	759551241900	DIODE CHIP IMBD4148	U 100	830584988600	SMD IC TDA9886T-V3 PHI >>
D 751	759551059700	DIODE SL 23	U 101	830584988600	SMD IC TDA9886T-V3 PHI >>
D 752	759551059700	DIODE SL 23	U 200	759551251400	IC VPX3226F PMQFP 10X10-44
D 761	759551059700	DIODE SL 23	U 300	759551251900	IC-CHIP SIL9021CTU TQFP144
D 762	759551241900	DIODE CHIP IMBD4148	U 400	759551257600	IC-CHIP MSP4411K-VK-D6 PMQF
D 763	759551059700	DIODE SL 23	U 401	759551261300	IC-CHIP MSP4410K-VK-D6 PMQF
D 764	759551241900	DIODE CHIP IMBD4148	U 500	759551133800	IC TEA6145CDT-VIDEO-MAT-SW
L 701	759550451500	SPULE 10UH R0814	U 501	759551050900	IC PI 5V 330 W
L 703	759550451500	SPULE 10UH R0814	U 502	759551252200	IC-CHIP 24LC21A-ITSNG-CMOS1
L 704	759550451500	SPULE 10UH R0814	U 601	759551050700	IC 24LC21A-I/SN-CMOS18K/2.5
Q 100	830100484800	SMD TRANS BC848B/ BC847B P	U 602	759550542200	SMD IC M24C08N SC2.7
Q 101	830100484800	SMD TRANS BC848B/ BC847B P	U 603	759551050700	IC 24LC21A-I/SN-CMOS18K/2.5
Q 102	830100484800	SMD TRANS BC848B/ BC847B P	U 604	759551251800	IC-CHIP SN74LVC1G08DBVT
Q 103	830100484800	SMD TRANS BC848B/ BC847B P	U 605	759551251800	IC-CHIP SN74LVC1G08DBVT
Q 104	830100484800	SMD TRANS BC848B/ BC847B P	U 700	759551251600	IC-CHIP FAN1587AMX
Q 300	759550973400	TRANS 2N002	U 701	759551251500	IC-CHIP FAN1086M33X
Q 301	759550973400	TRANS 2N002	U 702	759551114600	IC NCP1117D1T8RK
Q 400	830100484800	SMD TRANS BC848B/ BC847B P	U 703	759551060700	IC NCP1117D1TARK (DPAK)
Q 401	830100484800	SMD TRANS BC848B/ BC847B P	U 704	759551251600	IC-CHIP FAN1587AMX
Q 402	830100484800	SMD TRANS BC848B/ BC847B P	U 705	759551254600	IC-CHIP MC34063ADR2G SO8 T&
Q 403	830100484800	SMD TRANS BC848B/ BC847B P	U 750	759551251700	IC-CHIP MPS7720SOIC8
Q 404	830100484800	SMD TRANS BC848B/ BC847B P	U 751	759551251700	IC-CHIP MPS7720SOIC8
Q 405	830100484800	SMD TRANS BC848B/ BC847B P	U 800	720086716800	SW/IC SPE42GN3HZ-PN03_T34_S
Q 407	830100484800	SMD TRANS BC848B/ BC847B P	U 801	759551252000	IC-HY5DU281622ETP-J 128 MEG
Q 408	830100385800	SMD TRANS BC858B/ BC857B P	U 802	759551252000	IC-HY5DU281622ETP-J 128 MEG
Q 501	830100484800	SMD TRANS BC848B/ BC847B P	U 900	759551252100	IC-CHIP FL18532-LF PBGA
Q 502	830100484800	SMD TRANS BC848B/ BC847B P	U 901	720086707400	SW/IC AT24C64AN-10SU-2.7 SO
Q 503	830100484800	SMD TRANS BC848B/ BC847B P	Y 100	759550921200	QUARZ 4 MHZ
Q 504	830100484800	SMD TRANS BC848B/ BC847B P	Y 101	759550921200	QUARZ 4 MHZ
Q 506	830100484800	SMD TRANS BC848B/ BC847B P	Y 200	759550971800	QUARZ 20.25MHZ 20PPM (10647
Q 600	759550973400	TRANS 2N002	Y 300	759551254800	QUARZ 28.332 MHZ HC49-U
Q 601	759550973400	TRANS 2N002	Y 400	759550966200	QUARZ 18.432 MHZ HC49-U
Q 602	759551254400	TRANS.- CHIP FDV301N (FAIRC	Y 400	759551254900	QUARZ 19.6608 MHZ 18PF 30/3
Q 603	759551254400	TRANS.- CHIP FDV301N (FAIRC	Y 900		

ÄNDERUNGEN VORBEHALTEN / SUBJECT TO ALTERATION

Ersatzteilliste
Spare Parts List

NUR FÜR INTERNEN GEBRAUCH
FOR INTERNAL USE ONLY

TV

4 / 2006

LP-NETZTEILMODUL PSU-3 PDP 24/5 3PIN
POWER SUPPLY BOARD PSU-3 PDP 24/5 3PIN

MATERIAL-NR. / PART NO.: 275990038600

POS. NR. POS. NO.	ABB. FIG.	MATERIAL-NR. PART NUMBER	ANZ. QTY.	BEZEICHNUNG DESCRIPTION
----------------------	--------------	-----------------------------	--------------	----------------------------

275990038600 LP-NETZTEILMODUL PSU-3 PDP 24/5 3PIN POWER SUPPLY BOARD PSU-3 PDP24/5 3PIN

POS. NR. POS. NO.	MATERIAL-NR. PART NUMBER	BEZEICHNUNG DESCRIPTION	POS. NR. POS. NO.	MATERIAL-NR. PART NUMBER	BEZEICHNUNG DESCRIPTION
C 1050	△ 759550965300	KONDENS 220PF M 250VAC R:10	TR 1003	759551252900	TRAF0 L6
D 1001	759551253400	BRUECKENDIODE 6A 600V	TR 1004	△ 759551253000	NETZTRAF0 200W
D 1003	759551253600	DIODE RHRP1560 TO-220AC	VR 1001	△ 759551252600	VAR. WALSIN SR471K10DS
D 1005	759551252400	DIODE MUR160 1A 600V	VR 1002	△ 759551252600	VAR. WALSIN SR471K10DS
D 1006	759551252400	DIODE MUR160 1A 600V	VR 1003	△ 759551252600	VAR. WALSIN SR471K10DS
D 1007	759551254300	DIODE FFPF06UP20S	VR 1004	△ 759551252600	VAR. WALSIN SR471K10DS
D 1008	830953414900	MELF-DIODE LL 4148 TFK/ITT	ZD 1001	759551244700	Z-DIODE 1N4746 18V
D 1009	759551252400	DIODE MUR160 1A 600V	ZD 1002	759551244700	Z-DIODE 1N4746 18V
D 1010	759551252400	DIODE MUR160 1A 600V	ZD 1003	759551244700	Z-DIODE 1N4746 18V
D 1012	830919420300	DIODE STHH2003CT TO220AB S	ZD 1004	759551244700	Z-DIODE 1N4746 18V
D 1014	830919420300	DIODE STHH2003CT TO220AB S	ZD 1005	759550923400	DIODE BZX55C9V1
D 1019	759551252400	DIODE MUR160 1A 600V			
FS 1001	△ 759551220100	SICHERUNG 3.15A 250V RUND			
IC 1001	759551253800	IC CHIP MC33262-SO-8			
IC 1002	759551254200	IC FSDM0265RN			
IC 1003	759551253900	IC CHIP NCP1212DR2 SO-8			
IC 1004	△ 759551253200	IC OPTOKOPPLER H11A817C			
IC 1006	△ 759551253200	IC OPTOKOPPLER H11A817C			
IC 1008	△ 759551253200	IC OPTOKOPPLER H11A817C			
L 1002	759551253100	SPULE AUSGANG 200W 2702.000			
LF 1001	△ 759551199200	FILTER 4 MH 4.5 A			
R 1001	△ 759550933500	WIDERST. 1M 0.5W			
R 1002	759551254000	WIDERST. NTC SCK15105MSY 10			
R 1050	△ 759550452600	WIDERST 4,7MOHM/1/2W			
T 1001	759550985900	ISOLIERSCHEIBE 6*3*2.5			
T 1001	759551253500	TRANS. STW20NK50Z 500V 0.23			
T 1002	759551254100	TRANS. BD135			
T 1003	759551253300	TRANS. BD136			
T 1004	759551261400	TRANS. 2SK3561 500V 0.75 OH			
T 1005	759551261400	TRANS. 2SK3561 500V 0.75 OH			
T 1006	830100484800	SMD TRANS BC848B/ BC847B P			
T 1007	830100484800	SMD TRANS BC848B/ BC847B P			
T 1009	830100484800	SMD TRANS BC848B/ BC847B P			
TR 1001	759551252700	SPULE L6 ACTIVE PFC 200W			
TR 1002	△ 759551252800	TRAF0 L6D-L6E STAND-BY 16W			

Es gelten die Vorschriften und Sicherheitshinweise gemäß dem Service Manual "Sicherheit", Mat.-Nummer 720108000001, sowie zusätzlich die eventuell abweichenden, landesspezifischen Vorschriften!



The regulations and safety instructions shall be valid as provided by the "Safety" Service Manual, part number 720108000001, as well as the respective national deviations.

ÄNDERUNGEN VORBEHALTEN / SUBJECT TO ALTERATION

Ersatzteilliste
Spare Parts List

NUR FÜR INTERNEN GEBRAUCH
FOR INTERNAL USE ONLY

TV

4 / 2006

LP-NETZTEILMODUL PSU-3 PDP 24/5 3P
POWER SUPPLY BOARD PSU-3 PDP 24/5 3P

MATERIAL-NR. / PART NO.: 275990039000

POS. NR. POS. NO.	ABB. FIG.	MATERIAL-NR. PART NUMBER	ANZ. QTY.	BEZEICHNUNG DESCRIPTION
----------------------	--------------	-----------------------------	--------------	----------------------------

275990039000 LP-NETZTEILMODUL PSU-3 PDP 24/5 3P POWER SUPPLY BOARD PSU-3 PDP 24/5 3P

POS. NR. POS. NO.	MATERIAL-NR. PART NUMBER	BEZEICHNUNG DESCRIPTION	POS. NR. POS. NO.	MATERIAL-NR. PART NUMBER	BEZEICHNUNG DESCRIPTION
C 1050	△ 759550965300	KONDENS 220PF M 250VAC R:10	TR 1004	△ 759551253000	NETZTRAF0 200W
D 1001	759551253400	BRUECKENDIODE 6A 600V	VR 1001	△ 759551252600	VAR. WALSIN SR471K10DS
D 1003	759551253600	DIODE RHRP1560 TO-220AC	VR 1002	△ 759551252600	VAR. WALSIN SR471K10DS
D 1005	759551252400	DIODE MUR160 1A 600V	VR 1003	△ 759551252600	VAR. WALSIN SR471K10DS
D 1006	759551252400	DIODE MUR160 1A 600V	VR 1004	△ 759551252600	VAR. WALSIN SR471K10DS
D 1007	759551254300	DIODE FFPF06UP20S	ZD 1001	759551244700	Z-DIODE 1N4746 18V
D 1008	830953414900	MELF-DIODE LL 4148 TFK/ITT	ZD 1002	759551244700	Z-DIODE 1N4746 18V
D 1009	759551252400	DIODE MUR160 1A 600V	ZD 1003	759551244700	Z-DIODE 1N4746 18V
D 1010	759551252400	DIODE MUR160 1A 600V	ZD 1004	759551244700	Z-DIODE 1N4746 18V
D 1012	830919420300	DIODE STHH2003CT TO220AB S			
D 1014	830919420300	DIODE STHH2003CT TO220AB S			
D 1019	759551252400	DIODE MUR160 1A 600V			
FS 1001	△ 759551220100	SICHERUNG 3.15A 250V RUND			
IC 1001	759551253800	IC CHIP MC33262-SO-8			
IC 1002	759551254200	IC FSDM0265RN			
IC 1003	759551253900	IC CHIP NCP1212DR2 SO-8			
IC 1004	△ 759551253200	IC OPTOKOPPLER H11A817C			
IC 1005	830544043100	IC TL431CLPRP MOT AV330 ER-			
IC 1006	△ 759551253200	IC OPTOKOPPLER H11A817C			
IC 1007	830544043100	IC TL431CLPRP MOT AV330 ER-			
IC 1008	△ 759551253200	IC OPTOKOPPLER H11A817C			
L 1002	759551253100	SPULE AUSGANG 200W 2702.000			
R 1001	△ 759550933500	WIDERST. 1M 0.5W			
R 1050	△ 759550452600	WIDERST 4,7MOHM/1/2W			
T 1001	759551253500	TRANS. STW20NK50Z 500V 0.23			
T 1002	759551254100	TRANS. BD135			
T 1003	759551253300	TRANS. BD136			
T 1004	759551261400	TRANS. 2SK3561 500V 0.75 OH			
T 1005	759551261400	TRANS. 2SK3561 500V 0.75 OH			
T 1006	759551098700	TRANS BC848BLT1G			
T 1007	759551098700	TRANS BC848BLT1G			
T 1009	759551098700	TRANS BC848BLT1G			
TR 1001	759551252700	SPULE L6 ACTIVE PFC 200W			
TR 1002	△ 759551252800	TRAF0 L6D-L6E STAND-BY 16W			
TR 1003	759551252900	TRAF0 L6			

Es gelten die Vorschriften und Sicherheitshinweise gemäß dem Service Manual "Sicherheit", Mat.-Nummer 720108000001, sowie zusätzlich die eventuell abweichenden, landesspezifischen Vorschriften!



The regulations and safety instructions shall be valid as provided by the "Safety" Service Manual, part number 720108000001, as well as the respective national deviations.

ÄNDERUNGEN VORBEHALTEN / SUBJECT TO ALTERATION